

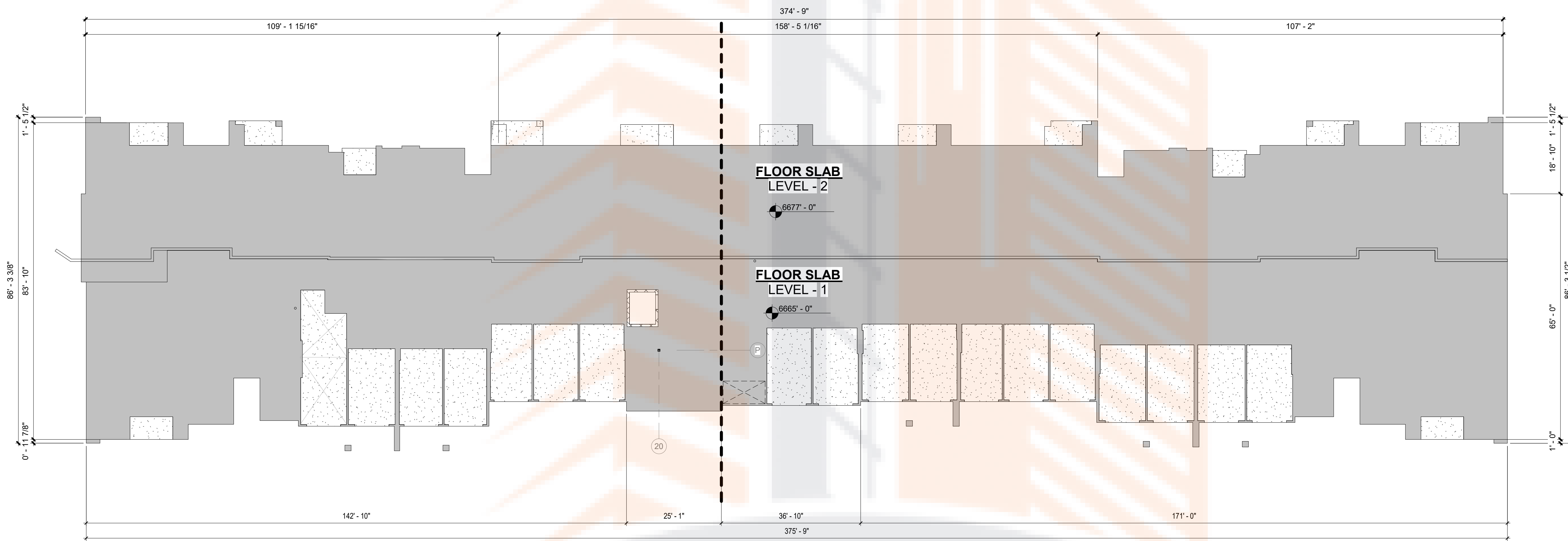


**EDGE OF SLAB NOTES**

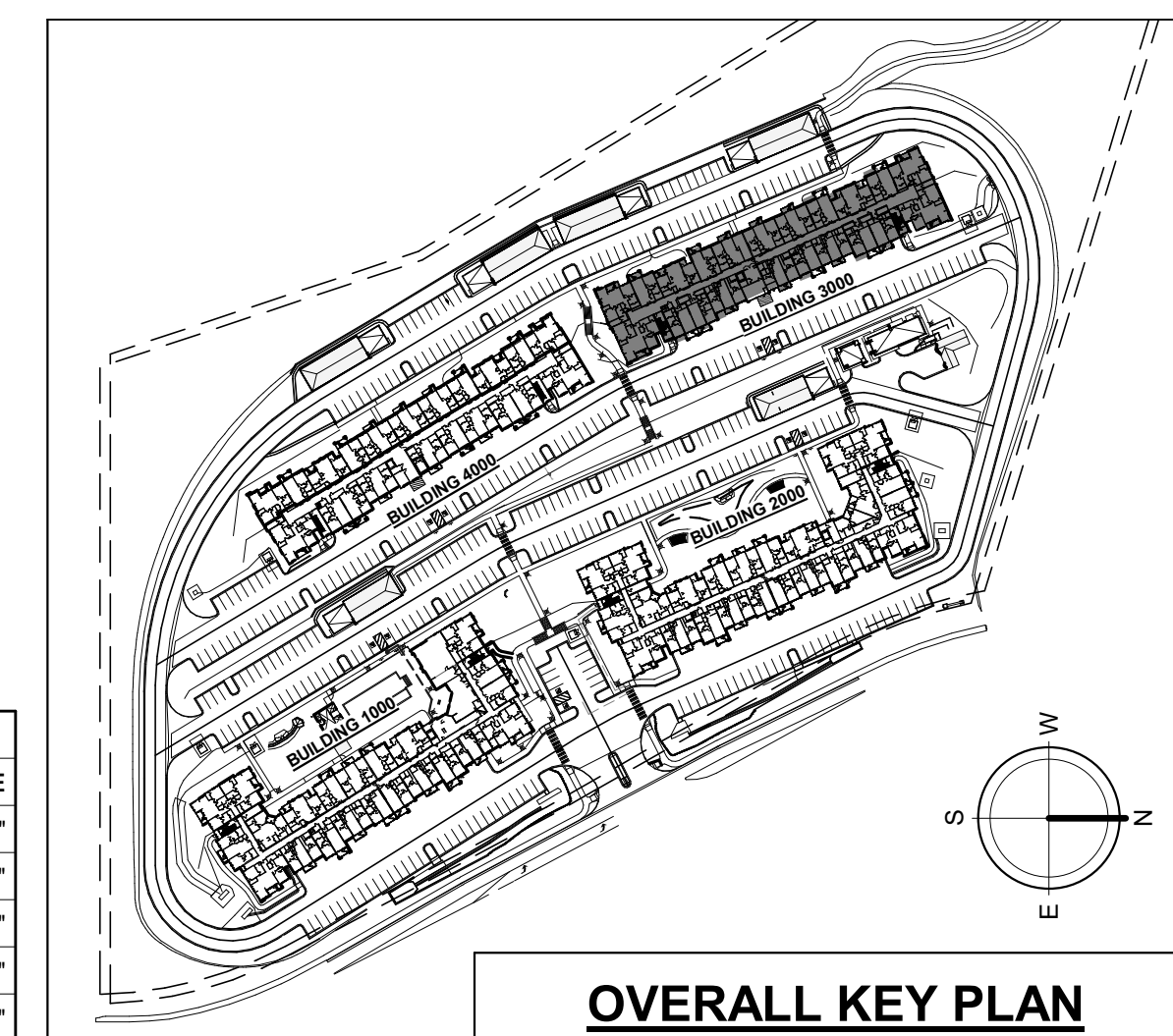
- G.C. TO PROVIDE SHOP DRAWINGS TO ARCHITECT FOR APPROVAL MINIMUM OF 4 WEEKS PRIOR TO POURING STRUCTURAL SLAB.
- DRAWINGS SHALL BE A MINIMUM OF 1/8" SCALE WITH ALL CONDITIONS DIMENSIONS FOR EDGE CONDITIONS.
- ALL BALCONIES HAVE A 1/2" DROP FROM TOP OF CONCRETE SLAB (F.F.E.) AND SLOPE 1/4" PER FOOT TO THE EDGE. NOTE: AT TYPE A UNITS, DROP FROM INTERIOR TO EXTERIOR CANNOT EXCEED 1/2" AND CAN BE BEVELED WITH A SLOPE OF NO MORE THAN 1:2.
- G.C. TO COORDINATE WITH PLUMBING ALL PIPE SIZES, FLOOR DRAINS AND LOCATIONS PENETRATING CONCRETE SLAB.
- G.C. TO COORDINATE ELEVATOR PIT DEPTH, LOCATION AND SIZE OF SUMP PIT WITH SELECTED MANUFACTURER.
- SEE LANDSCAPE ARCHITECTURE DRAWINGS FOR COURTYARD, HARDSCAPE, AND OUTDOOR GRILLING LAYOUT.
- SEE STRUCTURAL DRAWINGS FOR CONCRETE SLAB THICKNESS.
- EDGE OF CONCRETE SLAB ALIGNS WITH THE OUTSIDE FACE OF WOOD STUDS UNLESS OTHERWISE INDICATED.
- REFER TO LANDSCAPE ARCHITECTURE DRAWINGS FOR STEP DESIGN AT UNIT PATIOS.
- COORDINATE FOUNDATION DRAIN AT SIDEWALL PER CIVIL / LANDSCAPE DRAWING.
- REFER TO CIVIL DRAWINGS FOR BUILDING F.F.E.(S).

 INDICATES SLOPED FLOOR  
 INDICATES FOUNDATION DRAIN



**2 BUILDING 3000/4000 - EDGE OF SLAB PLAN**  
 1/16" = 1'-0"


BUILDING 1000		BUILDING 2000		BUILDING 3000		BUILDING 4000	
LEVEL	FFE	LEVEL	FFE	LEVEL	FFE	LEVEL	FFE
LEVEL 1	6,638' - 0"	LEVEL 1	6,639' - 2 3/8"	LEVEL 1	6,665' - 0"	LEVEL 1	6,665' - 7 1/4"
LEVEL 2	6,652' - 6"	LEVEL 2	6,653' - 2 3/8"	LEVEL 2	6,677' - 0"	LEVEL 2	6,677' - 7 1/4"
LEVEL 3	6,664' - 2 7/8"	LEVEL 3	6,664' - 11 1/4"	LEVEL 3	6,688' - 8 7/8"	LEVEL 3	6,688' - 4 1/8"
LEVEL 4	6,674' - 10 3/4"	LEVEL 4	6,675' - 7 1/8"	LEVEL 4	6,699' - 4 3/4"	LEVEL 4	6,700' - 0"
B.O. TRUSS	6,684' - 10 7/8"	B.O. TRUSS	6,685' - 7 1/4"	B.O. TRUSS	6,709' - 4 7/8"	B.O. TRUSS	6,710' - 0 1/8"



**OVERALL KEY PLAN**

ISSUE	DATE	DESCRIPTION	INCLUDED
09/16/2019		SCHEMATIC DESIGN	X
09/22/2019		DESIGN DEVELOPMENT	X
09/22/2019		PERMITS	X
01/02/2021		REV 1 - PERMIT COMMENTS	X
08/16/2021		REV 2 - PERMIT COMMENTS	X
10/22/2021		REV 3 - PERMIT COMMENTS	X
11/22/2021		ISSUED FOR CONSTRUCTION	X

REVISION	DATE	DESCRIPTION	REV
01/13/21		ISSUED FOR CONSTRUCTION	1



01/13/21

DISCLAIMER: THE DRAWINGS ARE ASSUMED TO BE ACCURATE AND THE EXCLUSIVE PROPERTY OF DWELL DESIGN STUDIO. ANY AND ALL USE OF THE DRAWINGS FOR ANY OTHER PROJECT OR PURPOSE WITHOUT THE WRITTEN PERMISSION OF DWELL DESIGN STUDIO IS STRICTLY PROHIBITED. THE USER OF THESE DRAWINGS SHALL BE RESPONSIBLE FOR OBTAINING ALL NECESSARY PERMITS AND FOR VERIFYING THE DIMENSIONS OF WHICH THEY ARE TO BE USED.

**BUILDING 3000/4000 - EDGE OF SLAB**

JOB NUMBER: 1827501

DRAWN BY: CHECKED BY:

**AR3030**  
 ISSUE FOR CONSTRUCTION




Description	Quantity	Unit
Cementitious ceiling soffit	718	sf

**Crowne**

ISSUE	DATE	DESCRIPTION	NO.
09/16/2019	SCHEMATIC DESIGN		1
02/02/2020	DESIGN DEVELOPMENT		2
04/15/2020	PERMITS		3
07/14/2021	REV 1 - PERMIT COMMENTS		4
08/25/2021	REV 2 - PERMIT COMMENTS		5
10/22/2021	REV 3 - PERMIT COMMENTS		6
11/22/2021	ISSUED FOR CONSTRUCTION		7

REVISION	DATE	DESCRIPTION	REV
06/06/2022	PERMIT COMMENTS		1
07/02/2022	PERMIT COMMENTS		2
07/02/2022	ISSUED FOR CONSTRUCTION		3



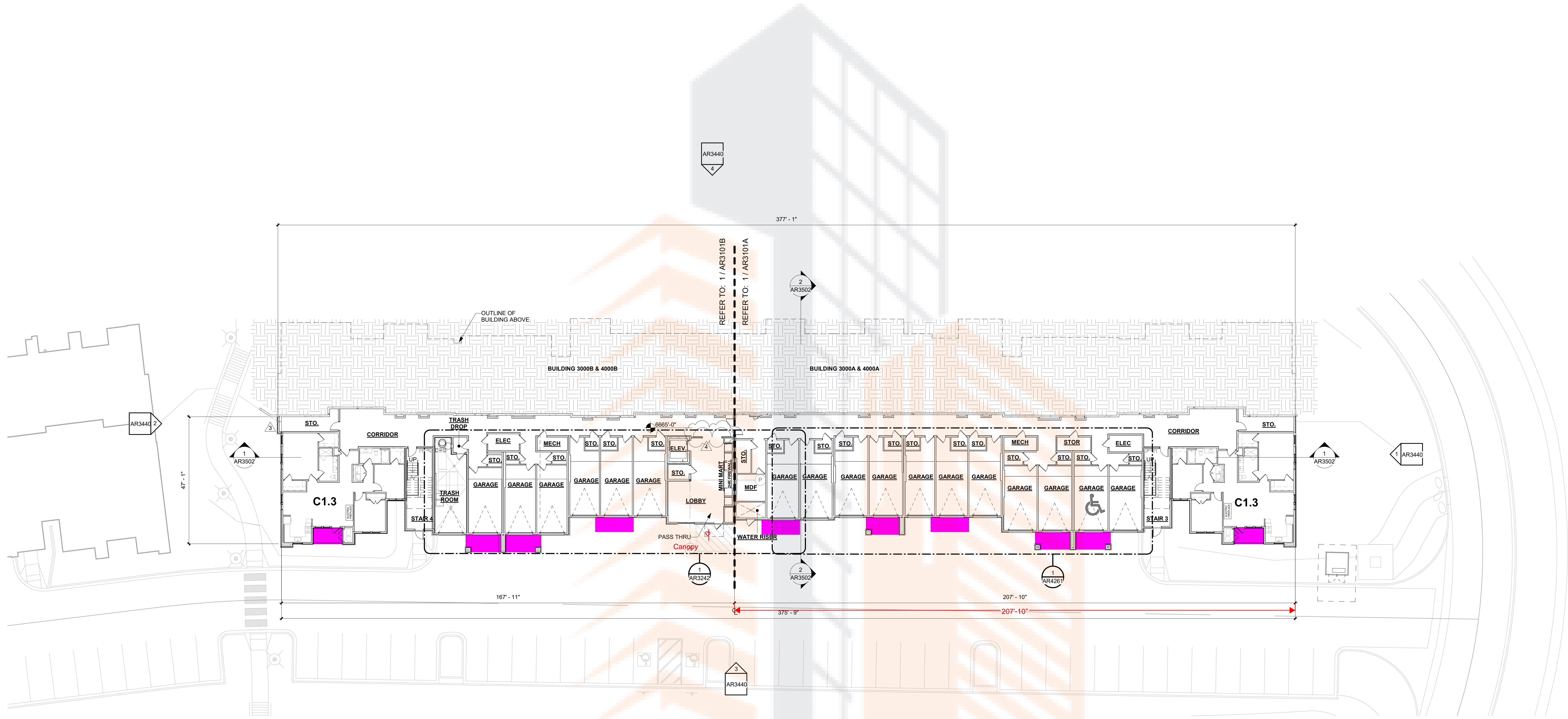
01/13/21

**BUILDING 3000/4000 - LEVEL 1**

JOB NUMBER: 1827501

DRAWN BY: CHECKED BY:

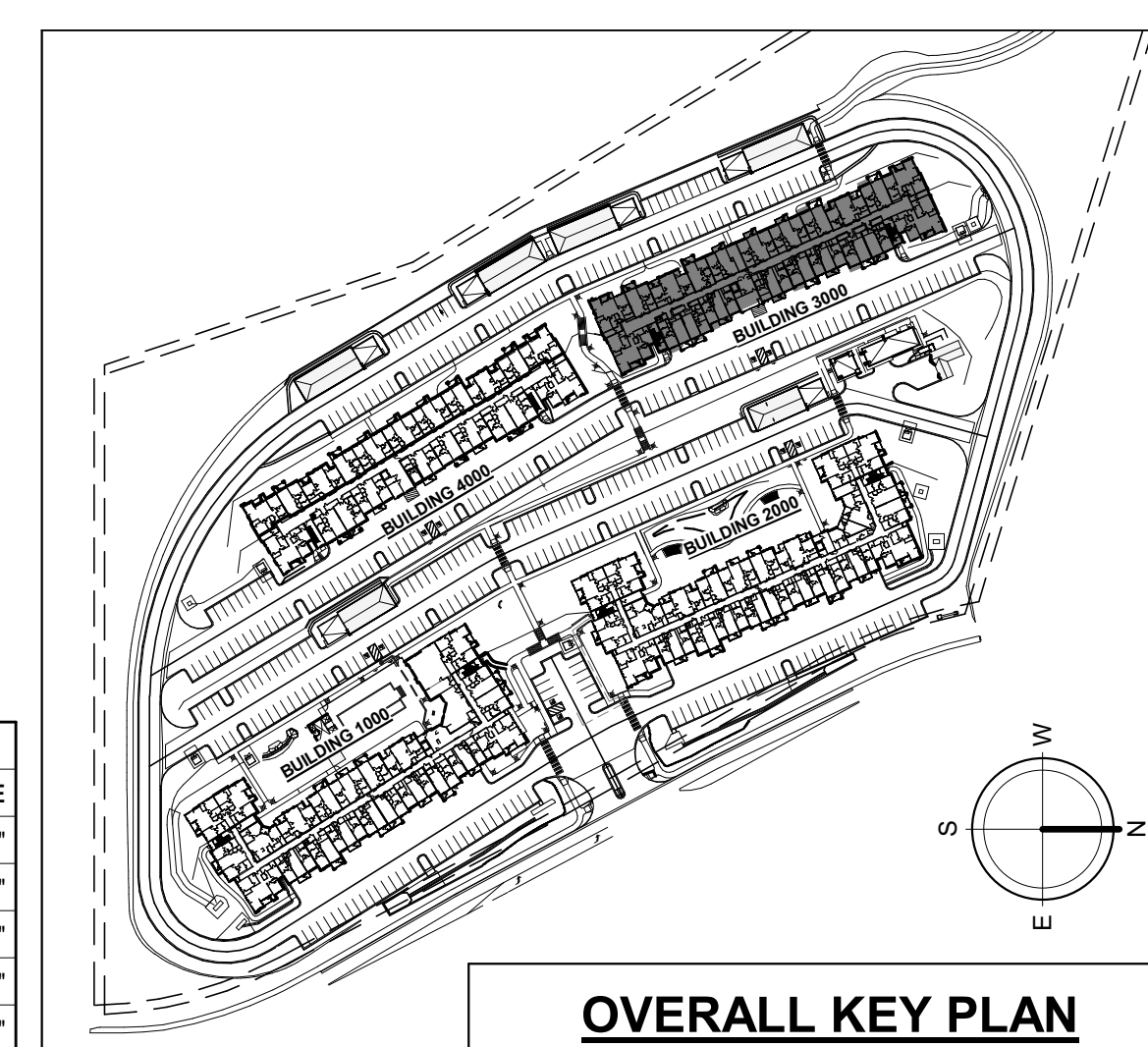
**AR3031**  
 ISSUE FOR CONSTRUCTION



**2 BLDG 3000/4000 - LEVEL 1**  
 1/16" = 1'-0"

	BUILDING 1000	BUILDING 2000	BUILDING 3000	BUILDING 4000
LEVEL 1	6,638' - 0"	6,639' - 2 3/8"	6,665' - 0"	6,665' - 7 1/4"
LEVEL 2	6,652' - 6"	6,653' - 2 3/8"	6,677' - 0"	6,677' - 7 1/4"
LEVEL 3	6,664' - 2 7/8"	6,664' - 11 1/4"	6,688' - 8 7/8"	6,688' - 4 1/8"
LEVEL 4	6,674' - 10 3/4"	6,675' - 7 1/8"	6,699' - 4 3/4"	6,700' - 0"
B.O. TRUSS	6,684' - 10 7/8"	6,685' - 7 1/4"	6,709' - 4 7/8"	6,710' - 0 1/8"

	1000	2000	3000	4000	TOTALS
GARAGE COUNT	16	17	17	17	67
STORAGE UNIT COUNT	19	19	19	19	76



**ROYCE CONSULTANTS**



Legend		
Description	Quantity	Unit
Cementitious ceiling soffit	1,228	sf


ISSUE

DATE	DESCRIPTION	ISSUED BY
09/05/2019	SCHEMATIC DESIGN	XXXXXXXXXX
02/05/2020	DESIGN DEVELOPMENT	XXXXXXXXXX
04/15/2020	PERMITS	XXXXXXXXXX
07/07/2021	REV 1 - PERMIT COMMENTS	XXXXXXXXXX
08/04/2021	REV 2 - PERMIT COMMENTS	XXXXXXXXXX
10/27/2021	REV 3 - PERMIT COMMENTS	XXXXXXXXXX
11/23/2021	ISSUED FOR CONSTRUCTION	XXXXXXXXXX

REVISION

NO.	DESCRIPTION	REV.
1	PERMIT COMMENTS	1
2	ISSUED FOR CONSTRUCTION	2

Clouded Changes Only  
 Released for Permit  
 06/06/2024 10:34:16 AM  
 michaels  
 CONSTRUCTION

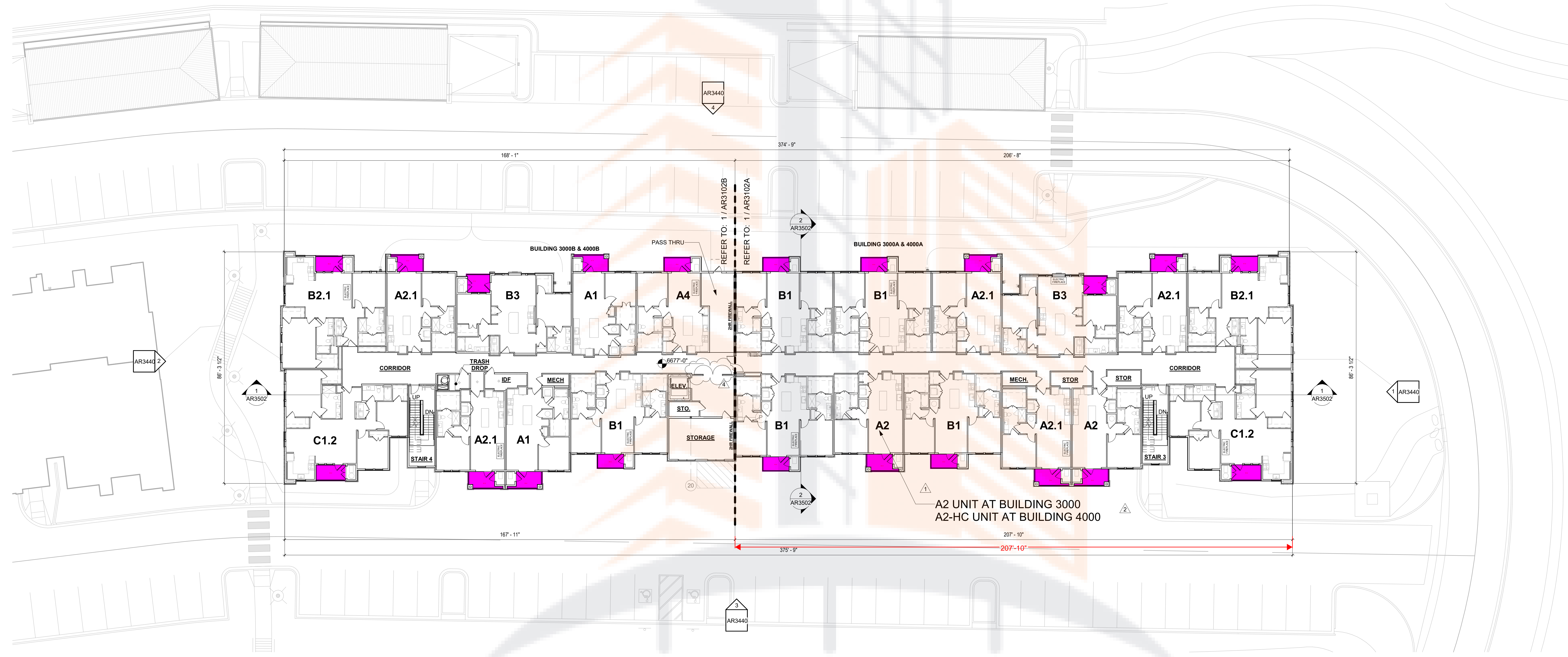


01/13/21  
 THIS DRAWING AND ASSOCIATED DOCUMENTS ARE THE EXCLUSIVE PROPERTY OF DWELL DESIGN STUDIO AND MAY NOT BE REPRODUCED OR TRANSMITTED IN ANY FORM OR BY ANY MEANS, ELECTRONIC OR MECHANICAL, INCLUDING PHOTOCOPYING, RECORDING, OR BY ANY INFORMATION STORAGE AND RETRIEVAL SYSTEM, WITHOUT THE WRITTEN PERMISSION OF DWELL DESIGN STUDIO.

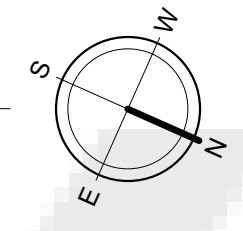
**BUILDING 3000/4000 - LEVEL 2**

JOB NUMBER: 1827501  
 DRAWN BY: CHECKED BY:

**AR3032**  
 ISSUE FOR CONSTRUCTION

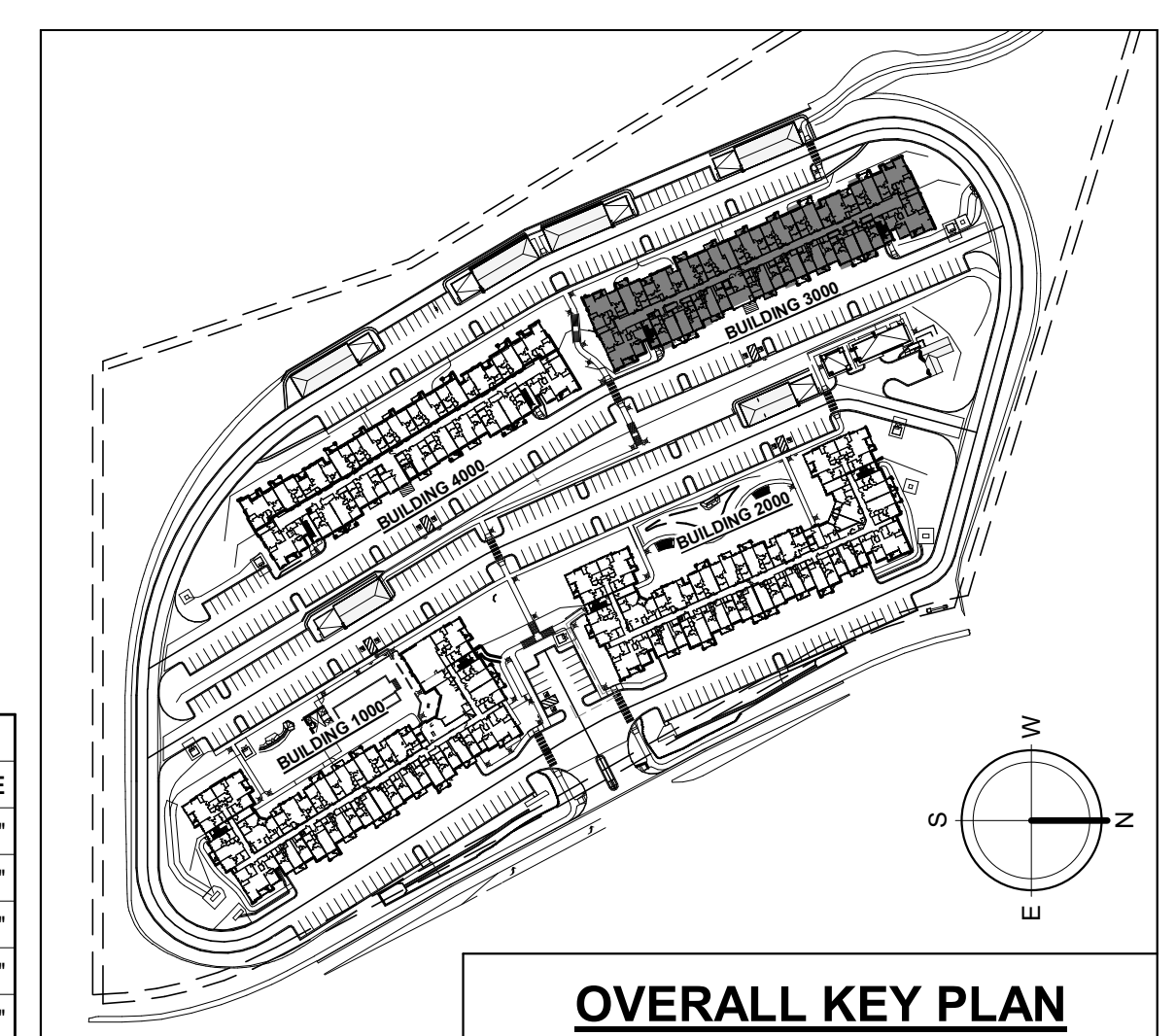


**2 BLDG 3000/4000 - LEVEL 2**  
 1/16" = 1'-0"



**ROYCE**  
 CONSULTANTS

BUILDING 1000		BUILDING 2000		BUILDING 3000		BUILDING 4000	
LEVEL	FFE	LEVEL	FFE	LEVEL	FFE	LEVEL	FFE
LEVEL 1	6,638' - 0"	LEVEL 1	6,639' - 2 3/8"	LEVEL 1	6,665' - 0"	LEVEL 1	6,665' - 7 1/4"
LEVEL 2	6,652' - 6"	LEVEL 2	6,653' - 2 3/8"	LEVEL 2	6,677' - 0"	LEVEL 2	6,677' - 7 1/4"
LEVEL 3	6,664' - 2 7/8"	LEVEL 3	6,664' - 11 1/4"	LEVEL 3	6,688' - 8 7/8"	LEVEL 3	6,689' - 4 1/8"
LEVEL 4	6,674' - 10 3/4"	LEVEL 4	6,675' - 7 1/8"	LEVEL 4	6,699' - 4 3/4"	LEVEL 4	6,700' - 0"
B.O. TRUSS	6,684' - 10 7/8"	B.O. TRUSS	6,685' - 7 1/4"	B.O. TRUSS	6,709' - 4 7/8"	B.O. TRUSS	6,710' - 0 1/8"

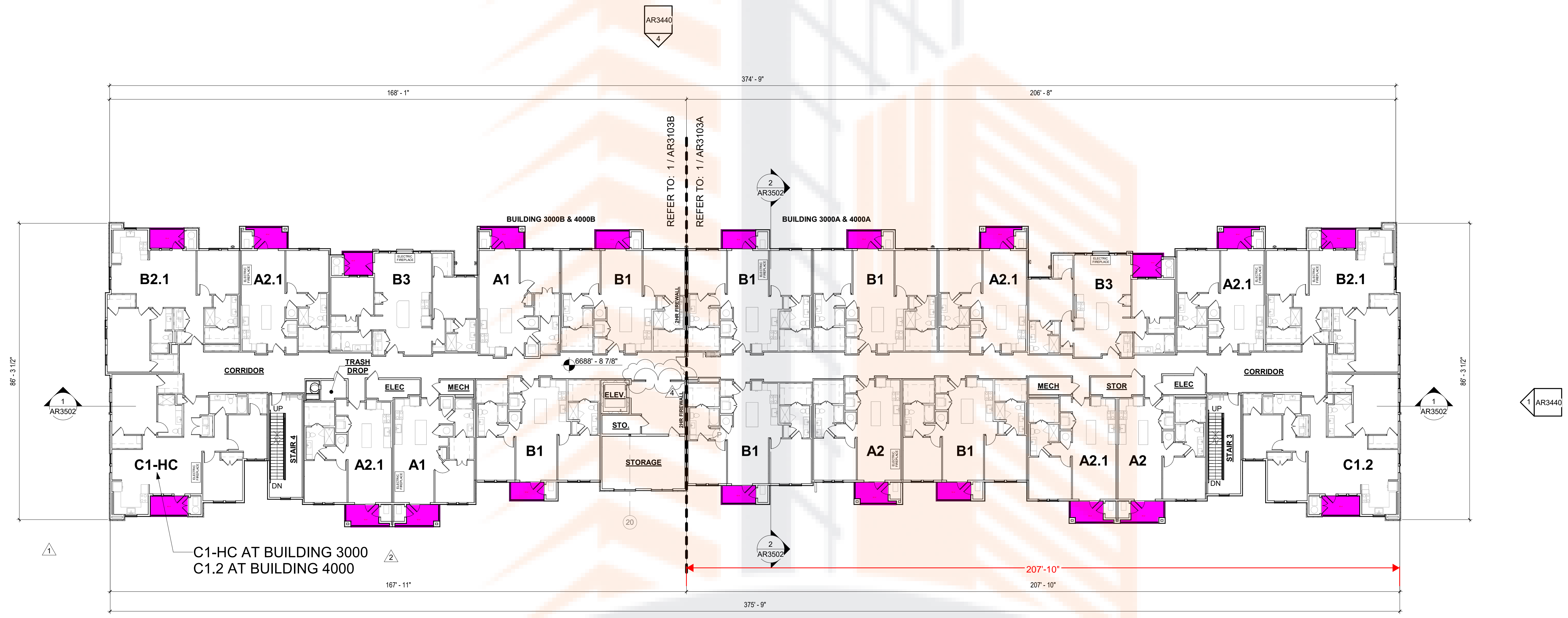


**OVERALL KEY PLAN**



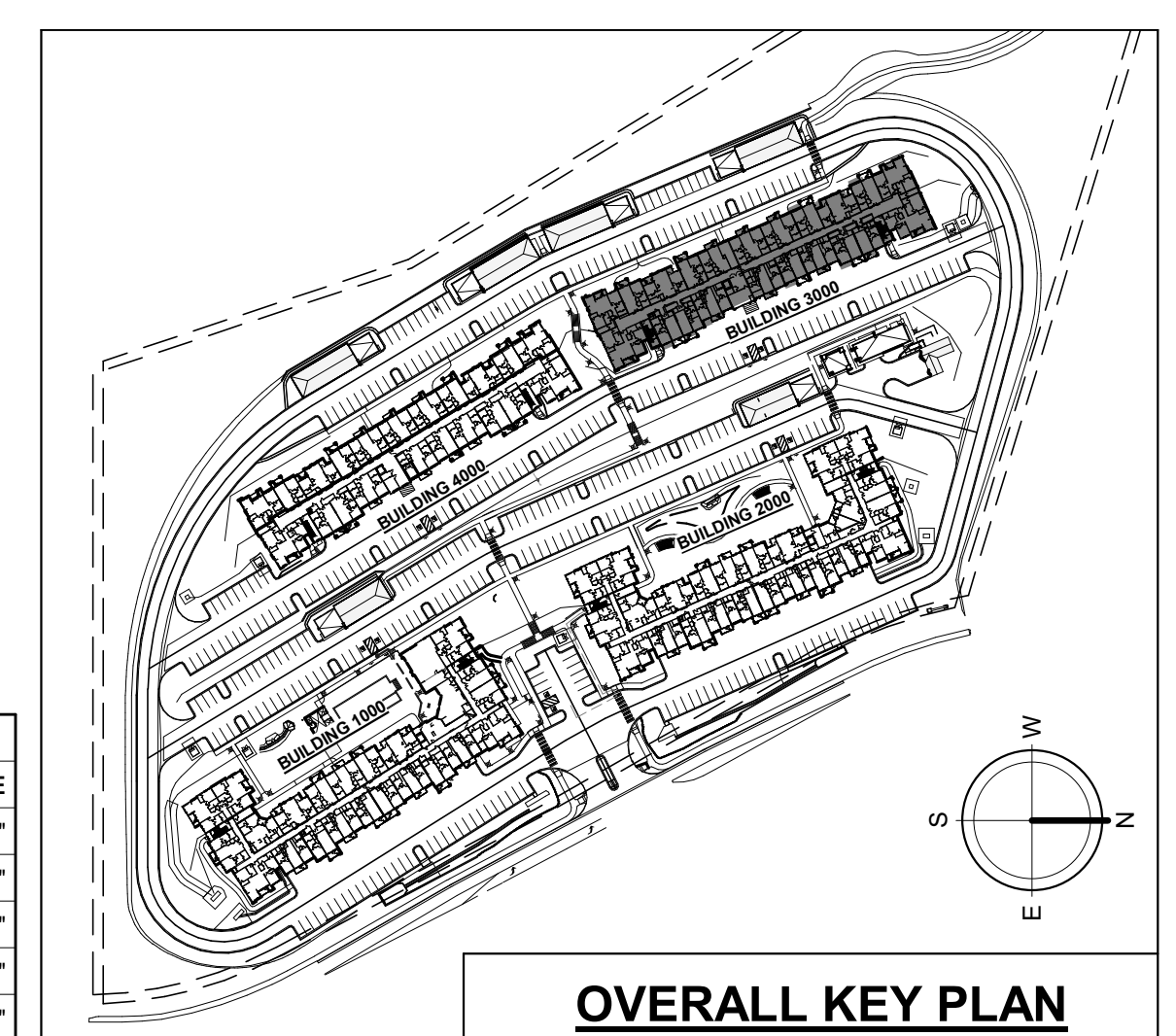
Legend		
Description	Quantity	Unit
Cementitious ceiling soffit	1,244	sf

P:\2018\1827501\_Crowne - Rio Vista, Co Springs\07\_Milestone\Permitting\BUILDING 3000-4000\Crowne-RioVista\_R10\_Arch\_detailed 3000-4000.rvt  
1/23/2021 5:58:40 PM



2 BLDG 3000/4000 - LEVEL 3  
1/16" = 1'-0"

BUILDING 1000		BUILDING 2000		BUILDING 3000		BUILDING 4000	
LEVEL	FFE	LEVEL	FFE	LEVEL	FFE	LEVEL	FFE
LEVEL 1	6,638' - 0"	LEVEL 1	6,639' - 2 3/8"	LEVEL 1	6,665' - 0"	LEVEL 1	6,665' - 7 1/4"
LEVEL 2	6,652' - 6"	LEVEL 2	6,653' - 2 3/8"	LEVEL 2	6,677' - 0"	LEVEL 2	6,677' - 7 1/4"
LEVEL 3	6,664' - 2 7/8"	LEVEL 3	6,664' - 11 1/4"	LEVEL 3	6,688' - 8 7/8"	LEVEL 3	6,688' - 4 1/8"
LEVEL 4	6,674' - 10 3/4"	LEVEL 4	6,675' - 7 1/8"	LEVEL 4	6,699' - 4 3/4"	LEVEL 4	6,700' - 0"
B.O. TRUSS	6,684' - 10 7/8"	B.O. TRUSS	6,685' - 7 1/4"	B.O. TRUSS	6,709' - 4 7/8"	B.O. TRUSS	6,710' - 0 1/8"



OVERALL KEY PLAN

**dwell design studio**  
1280 HIGHTOWER TRAIL  
ATLANTA, GA 30350  
PHONE: 770.864.1035  
dwelldesignstudio.com

**CROWNE AT RIO VISTA**  
COLORADO SPRINGS, CO

ISSUE

DATE	DESCRIPTION	ISSUED BY
09/16/2019	SCHEMATIC DESIGN	XXXXXXXXXX
02/02/2020	DESIGN DEVELOPMENT	XXXXXXXXXX
04/16/2020	PERMITS	XXXXXXXXXX
07/02/2021	REV 1 - PERMIT COMMENTS	XXXXXXXXXX
08/16/2021	REV 2 - PERMIT COMMENTS	XXXXXXXXXX
10/22/2021	REV 3 - PERMIT COMMENTS	XXXXXXXXXX
11/22/2021	ISSUED FOR CONSTRUCTION	XXXXXXXXXX

REVISION

NO.	DESCRIPTION	REV.
1	PERMIT COMMENTS	1
2	PERMIT COMMENTS	2
3	ISSUED FOR CONSTRUCTION	2

Clouded Changes Only  
Released for Permit  
06/06/2022 10:34:16 AM  
michaels  
CONSTRUCTION

STATE OF COLORADO  
LAWSON GARRETT  
00402760  
LICENSED ARCHITECT  
01/13/21

PROJECT NAME  
**BUILDING 3000/4000 - LEVEL 3**

JOB NUMBER: 1827501  
DRAWN BY: CHECKED BY:

**AR3033**  
ISSUE FOR CONSTRUCTION

© dwell design studio - ALL RIGHTS RESERVED




Description	Quantity	Unit
Cementitious ceiling soffit	2,964	sf

ISSUE	DATE	DESCRIPTION	BY	CHKD
09/16/2019	09/16/2019	SCHEMATIC DESIGN		
02/02/2020	02/02/2020	DESIGN DEVELOPMENT		
04/15/2021	04/15/2021	PERMIT		
07/07/2021	07/07/2021	REV 1 - PERMIT COMMENTS		
08/16/2021	08/16/2021	REV 2 - PERMIT COMMENTS		
10/27/2021	10/27/2021	REV 3 - PERMIT COMMENTS		
11/23/2021	11/23/2021	ISSUED FOR CONSTRUCTION		

REVISION	DATE	DESCRIPTION	BY	CHKD
1	11/23/2021	ISSUED FOR CONSTRUCTION		



01/13/21

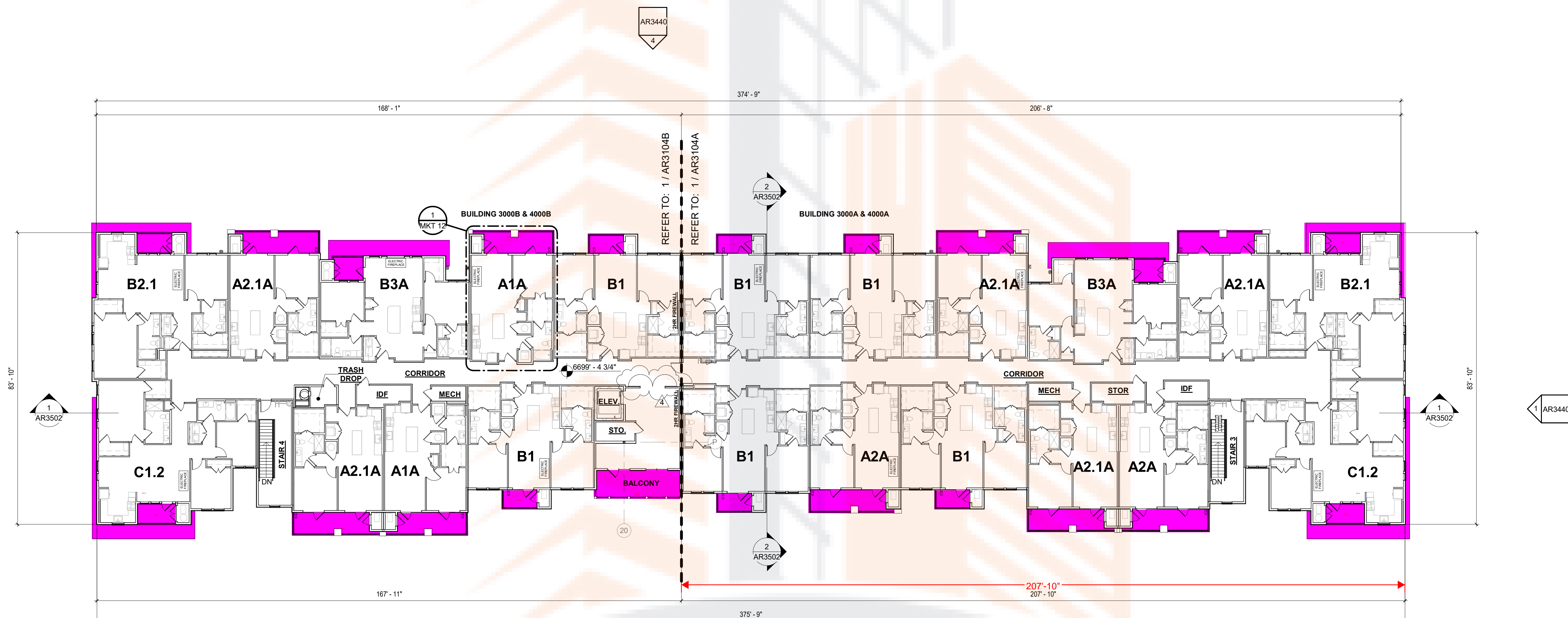
DATE: 01/13/21  
 PROJECT: BUILDING 3000/4000 - LEVEL 4  
 DRAWN BY: MICHAELA CONSTRUCTION  
 CHECKED BY: MICHAELA CONSTRUCTION

**BUILDING 3000/4000 - LEVEL 4**

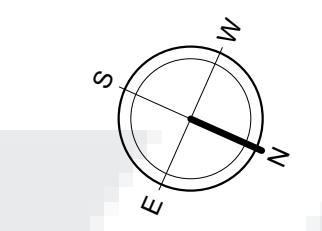
JOB NUMBER: 1827501

DRAWN BY: MICHAELA CONSTRUCTION CHECKED BY: MICHAELA CONSTRUCTION

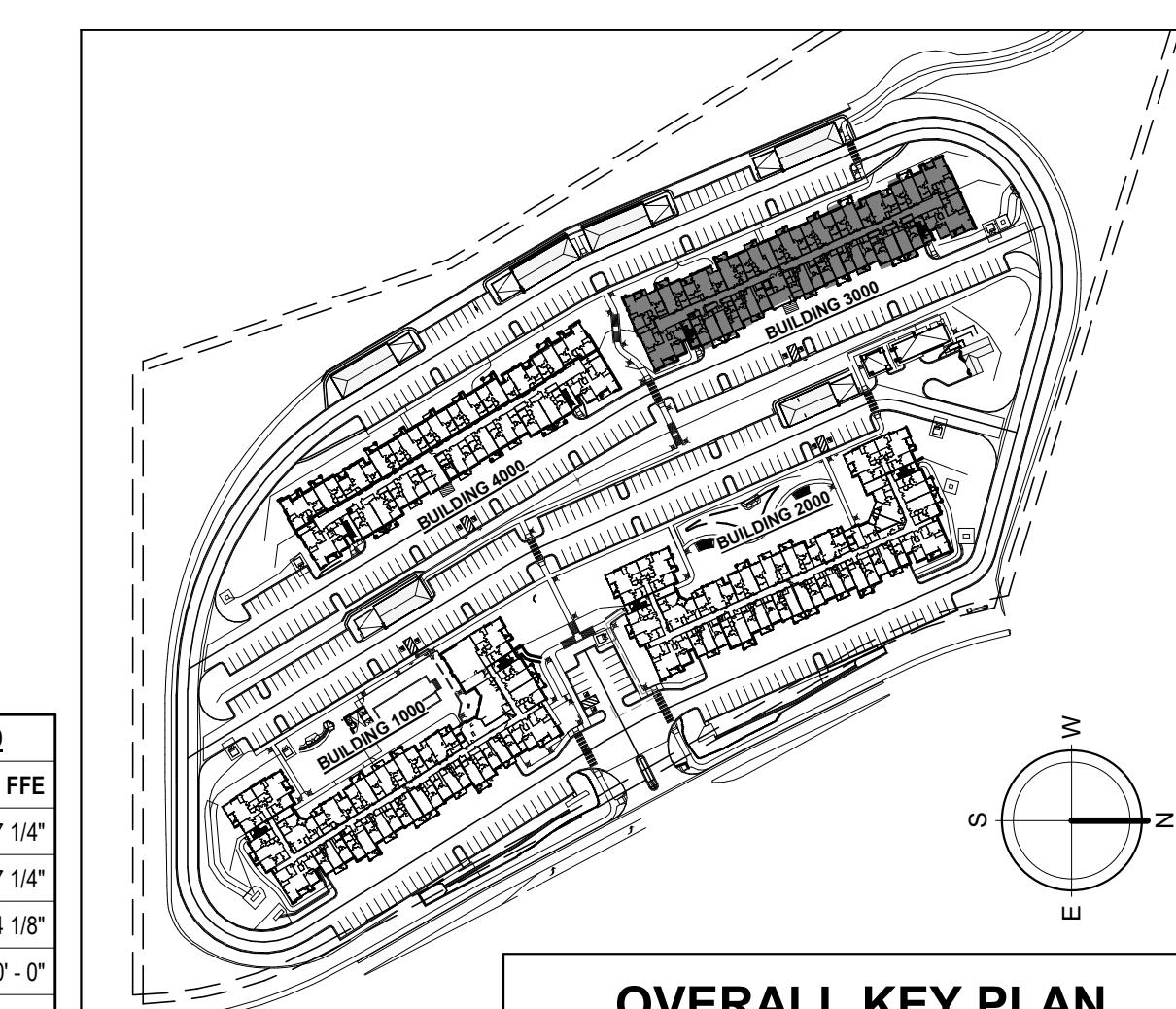
**AR3034**  
 ISSUE FOR CONSTRUCTION



2 BLDG 3000/4000 - LEVEL 4  
 1/16" = 1'-0"



BUILDING 1000		BUILDING 2000		BUILDING 3000		BUILDING 4000	
LEVEL	FFE	LEVEL	FFE	LEVEL	FFE	LEVEL	FFE
LEVEL 1	6,638' - 0"	LEVEL 1	6,639' - 2 3/8"	LEVEL 1	6,665' - 0"	LEVEL 1	6,665' - 7 1/4"
LEVEL 2	6,652' - 6"	LEVEL 2	6,653' - 2 3/8"	LEVEL 2	6,677' - 0"	LEVEL 2	6,677' - 7 1/4"
LEVEL 3	6,664' - 2 7/8"	LEVEL 3	6,664' - 11 1/4"	LEVEL 3	6,688' - 8 7/8"	LEVEL 3	6,689' - 4 1/8"
LEVEL 4	6,674' - 10 3/4"	LEVEL 4	6,675' - 7 1/8"	LEVEL 4	6,699' - 4 3/4"	LEVEL 4	6,700' - 0"
B.O. TRUSS	6,684' - 10 7/8"	B.O. TRUSS	6,685' - 7 1/4"	B.O. TRUSS	6,709' - 4 7/8"	B.O. TRUSS	6,710' - 0 1/8"



**OVERALL KEY PLAN**




Legend		
Description	Quantity	Unit
H chanel	44.82	ft
Metal Coping	982.01	ft

ISSUE

DATE	DESCRIPTION	INCLUDED
09/16/2019	SCHEMATIC DESIGN	X
09/22/2019	DESIGN DEVELOPMENT	X
09/22/2019	PERMITS	X
01/11/2021	REV 1 - PERMIT COMMENTS	X
08/16/2021	REV 2 - PERMIT COMMENTS	X
10/22/2021	REV 3 - PERMIT COMMENTS	X
12/22/2021	ISSUED FOR CONSTRUCTION	X

REVISION

NO.	DESCRIPTION	REV.
1	PERMIT COMMENTS	1

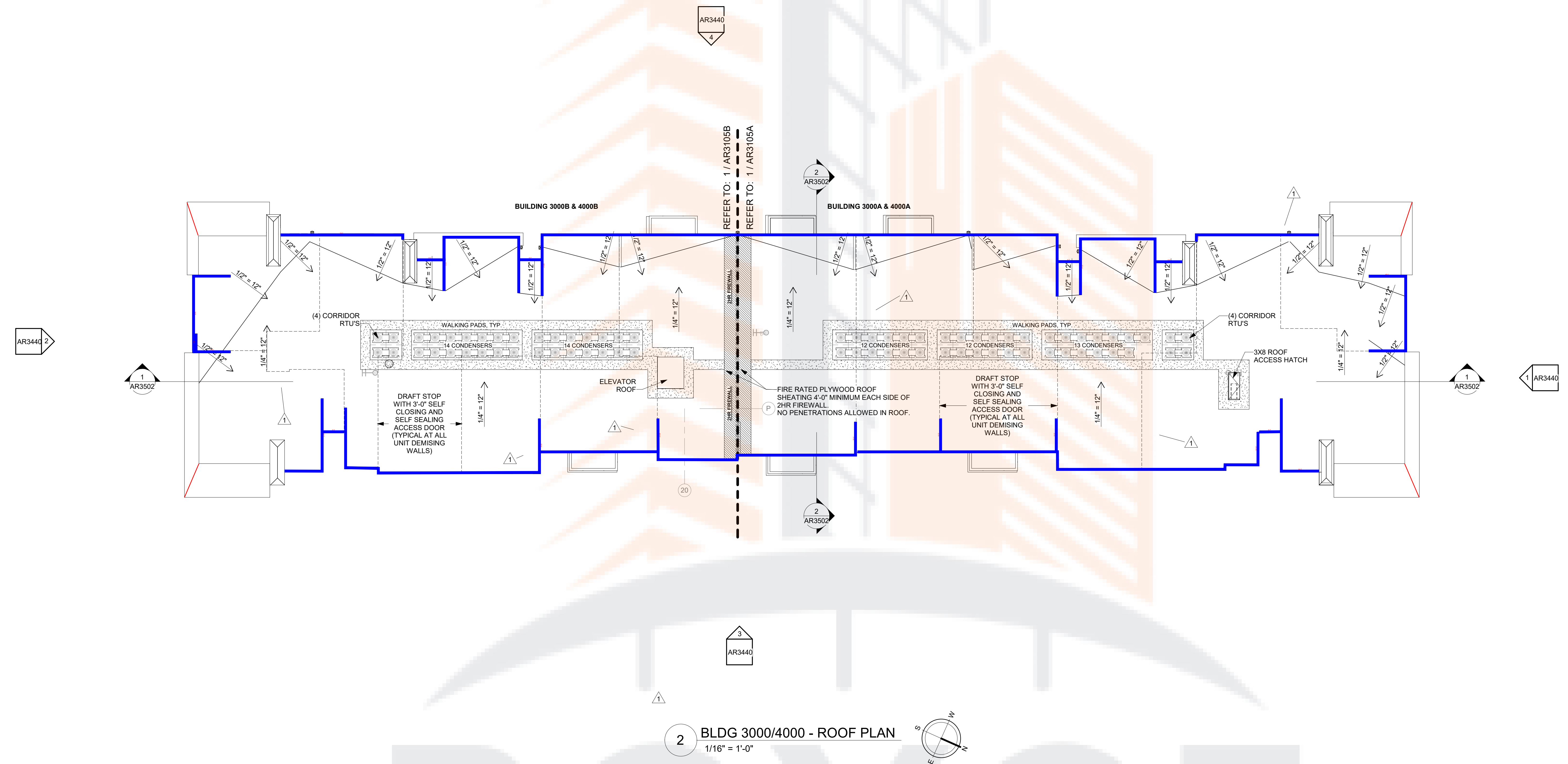


01/13/21  
 THE DRAWING AND ASSOCIATED DOCUMENTS ARE THE EXCLUSIVE PROPERTY OF DWELL DESIGN STUDIO, A DIVISION OF DWELL DESIGN GROUP, INC. NO PART OF THIS DRAWING OR ASSOCIATED DOCUMENTS MAY BE REPRODUCED OR TRANSMITTED IN ANY FORM OR BY ANY MEANS, ELECTRONIC OR MECHANICAL, WITHOUT THE WRITTEN PERMISSION OF DWELL DESIGN GROUP, INC. THE INFORMATION CONTAINED HEREIN IS FOR GENERAL INFORMATION ONLY AND IS NOT TO BE USED FOR ANY OTHER PROJECT WITHOUT THE WRITTEN PERMISSION OF DWELL DESIGN GROUP, INC. THE INFORMATION CONTAINED HEREIN IS THE PROPERTY OF DWELL DESIGN GROUP, INC. AND IS NOT TO BE REPRODUCED OR TRANSMITTED IN ANY FORM OR BY ANY MEANS, ELECTRONIC OR MECHANICAL, WITHOUT THE WRITTEN PERMISSION OF DWELL DESIGN GROUP, INC.

**BUILDING 3000/4000 - ROOF PLAN**

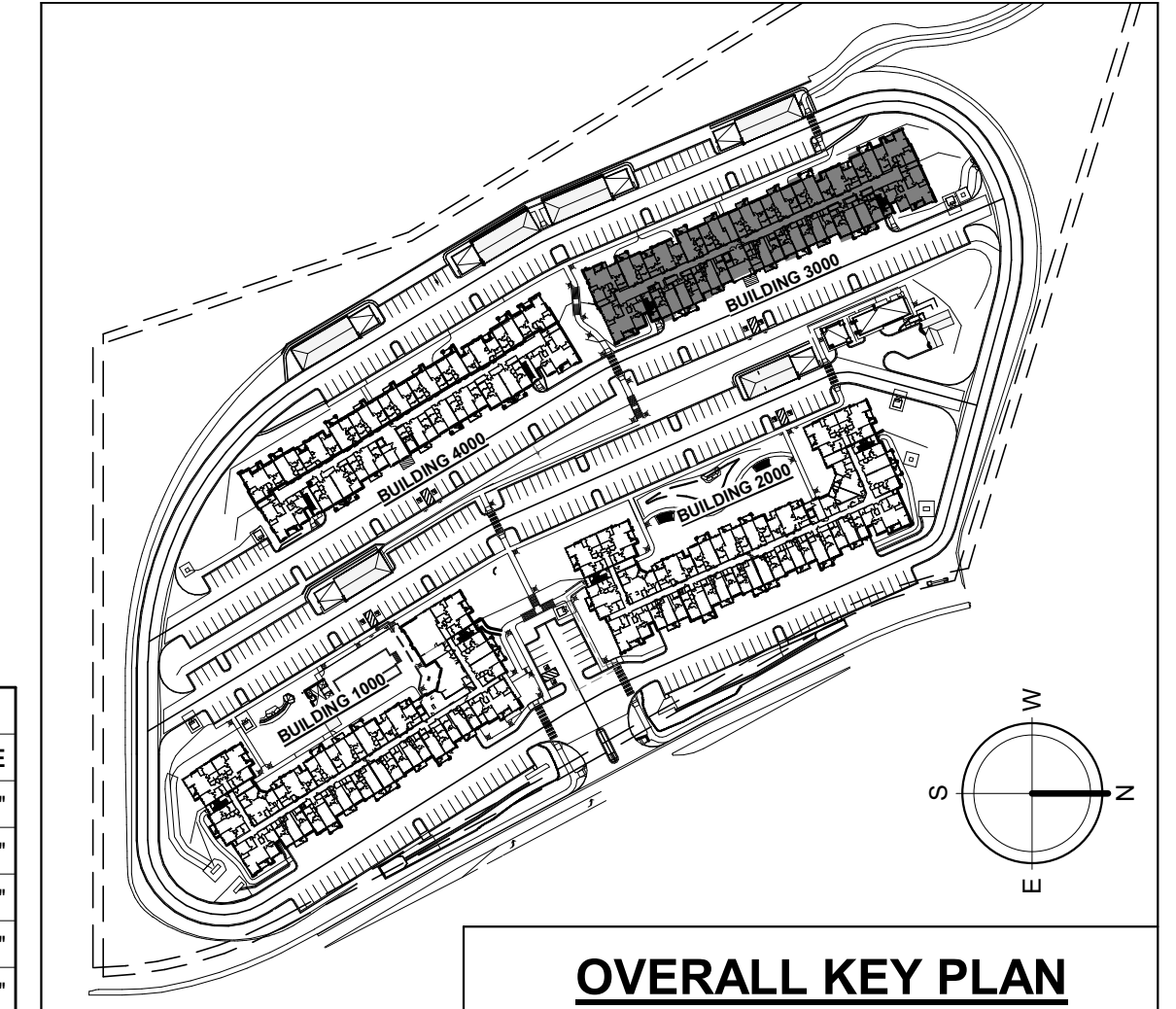
JOB NUMBER: 1827501  
 DRAWN BY: CHECKED BY:

**AR3035**  
 ISSUE FOR CONSTRUCTION



**2 BLDG 3000/4000 - ROOF PLAN**  
 1/16" = 1'-0"

BUILDING 1000		BUILDING 2000		BUILDING 3000		BUILDING 4000	
LEVEL	FFE	LEVEL	FFE	LEVEL	FFE	LEVEL	FFE
LEVEL 1	6,638' - 0"	LEVEL 1	6,639' - 2 3/8"	LEVEL 1	6,665' - 0"	LEVEL 1	6,665' - 7 1/4"
LEVEL 2	6,652' - 6"	LEVEL 2	6,653' - 2 3/8"	LEVEL 2	6,677' - 0"	LEVEL 2	6,677' - 7 1/4"
LEVEL 3	6,664' - 2 7/8"	LEVEL 3	6,664' - 11 1/4"	LEVEL 3	6,688' - 8 7/8"	LEVEL 3	6,689' - 4 1/8"
LEVEL 4	6,674' - 10 3/4"	LEVEL 4	6,675' - 7 1/8"	LEVEL 4	6,699' - 4 3/4"	LEVEL 4	6,700' - 0"
B.O. TRUSS	6,684' - 10 7/8"	B.O. TRUSS	6,685' - 7 1/4"	B.O. TRUSS	6,709' - 4 7/8"	B.O. TRUSS	6,710' - 0 1/8"


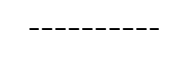


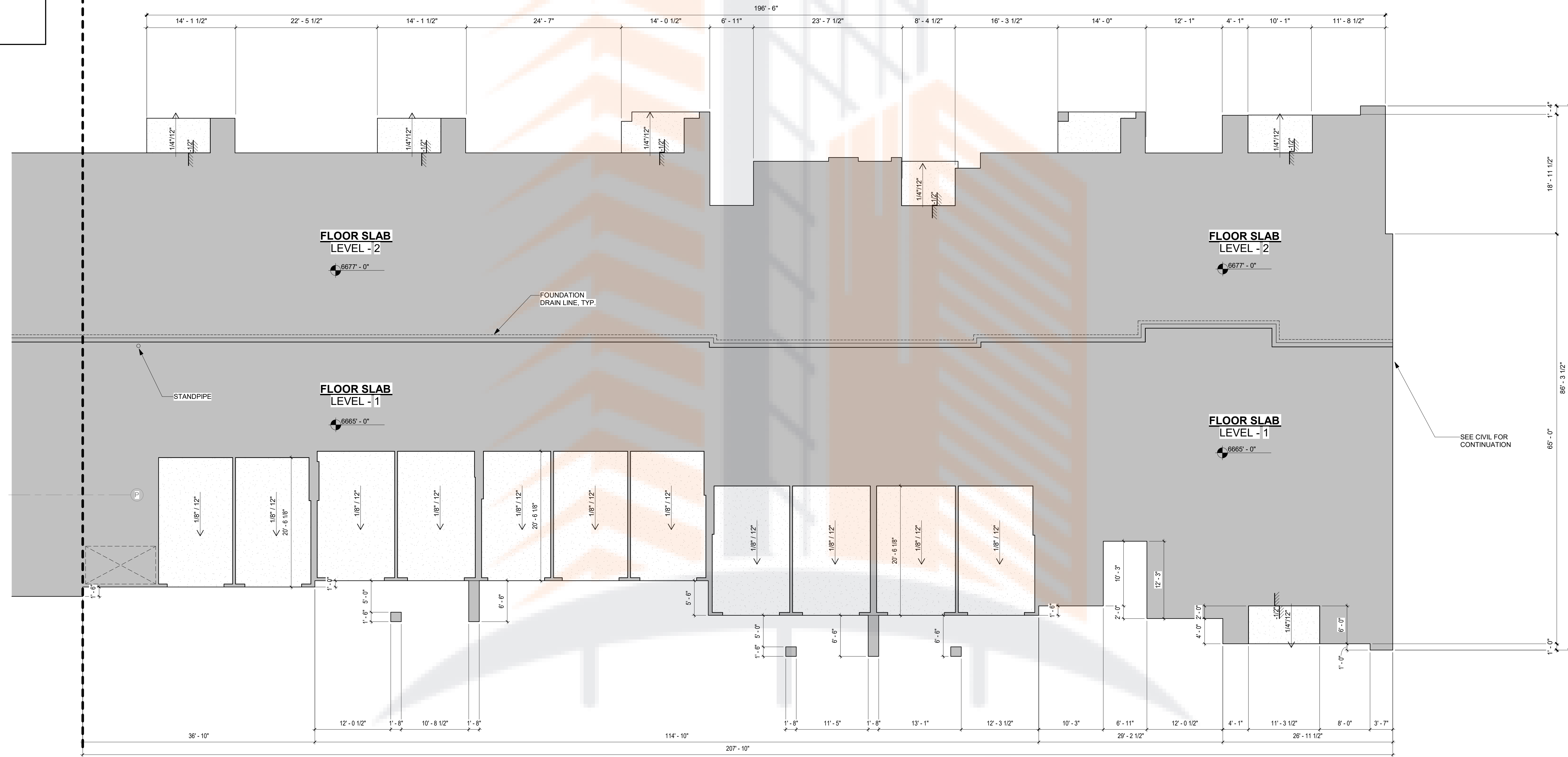
**OVERALL KEY PLAN**



**EDGE OF SLAB NOTES**

- G.C. TO PROVIDE SHOP DRAWINGS TO ARCHITECT FOR APPROVAL MINIMUM OF 4 WEEKS PRIOR TO POURING STRUCTURAL SLAB.
- DRAWINGS SHALL BE A MINIMUM OF 1/8" SCALE WITH ALL CONDITIONS DIMENSIONS FOR EDGE CONDITIONS.
- ALL BALCONIES HAVE A 1/2" DROP FROM TOP OF CONCRETE SLAB (F.F.E.) AND SLOPE 1/4" PER FOOT TO THE EDGE. NOTE: AT TYPE A UNITS, DROP FROM INTERIOR TO EXTERIOR CANNOT EXCEED 1/2" AND CAN BE BEVELED WITH A SLOPE OF NO MORE THAN 1:2.
- G.C. TO COORDINATE WITH PLUMBING ALL PIPE SIZES, FLOOR DRAINS AND LOCATIONS PENETRATING CONCRETE SLAB.
- G.C. TO COORDINATE ELEVATOR PIT DEPTH, LOCATION AND SIZE OF SUMP PIT WITH SELECTED MANUFACTURER.
- SEE LANDSCAPE ARCHITECTURE DRAWINGS FOR COURTYARD, HARDSCAPE, AND OUTDOOR GRILLING LAYOUT.
- SEE STRUCTURAL DRAWINGS FOR CONCRETE SLAB THICKNESS.
- EDGE OF CONCRETE SLAB ALIGNS WITH THE OUTSIDE FACE OF WOOD STUDS UNLESS OTHERWISE INDICATED.
- REFER TO LANDSCAPE ARCHITECTURE DRAWINGS FOR STEP DESIGN AT UNIT PATIOS.
- COORDINATE FOUNDATION DRAIN AT SIDEWALL PER CIVIL / LANDSCAPE DRAWING.
- REFER TO CIVIL DRAWINGS FOR BUILDING F.F.E.(S).

 INDICATES SLOPED FLOOR  
 INDICATES FOUNDATION DRAIN

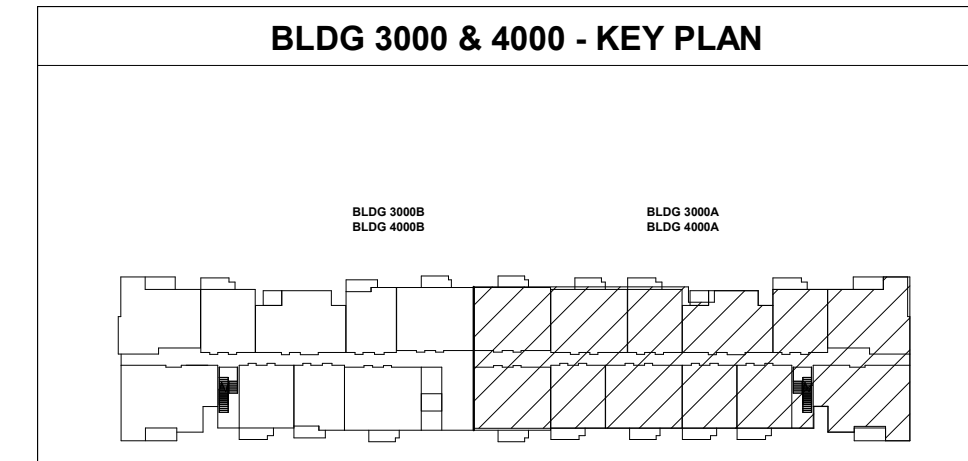


2 BLDG 3000A/4000A - LEVEL 2 EDGE OF SLAB  
 1/8" = 1'-0"



**ROYCE CONSULTING**

BUILDING 1000		BUILDING 2000		BUILDING 3000		BUILDING 4000	
LEVEL	FFE	LEVEL	FFE	LEVEL	FFE	LEVEL	FFE
LEVEL 1	6.638'-0"	LEVEL 1	6.639'-2.38"	LEVEL 1	6.665'-0"	LEVEL 1	6.665'-7.14"
LEVEL 2	6.652'-0"	LEVEL 2	6.653'-2.38"	LEVEL 2	6.677'-0"	LEVEL 2	6.677'-7.14"
LEVEL 3	6.664'-2.718"	LEVEL 3	6.664'-11.14"	LEVEL 3	6.688'-8.718"	LEVEL 3	6.689'-4.118"
LEVEL 4	6.674'-10.344"	LEVEL 4	6.675'-7.118"	LEVEL 4	6.699'-4.344"	LEVEL 4	6.700'-0"
B.O. TRUSS	6.684'-10.718"	B.O. TRUSS	6.685'-7.14"	B.O. TRUSS	6.709'-4.718"	B.O. TRUSS	6.710'-0.118"



A DEVELOPMENT FOR

**Crowne**

ISSUE	DATE	DESCRIPTION	INCLUDED
09/20/19		SCHEMATIC DESIGN	X
02/20/20		DESIGN DEVELOPMENT	X
04/20/20		50% PERMITS	X
07/20/21		REV 1 - PERMIT COMMENTS	X
08/20/21		REV 2 - PERMIT COMMENTS	X
10/20/21		REV 3 - PERMIT COMMENTS	X
11/20/21		ISSUES FOR CONSTRUCTION	X

REVISION	DATE	DESCRIPTION	REV



01/13/21

**BUILDING 3000A/4000A - EDGE OF SLAB PLAN**


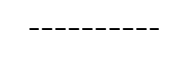
JOB NUMBER: 1827501  
 DRAWN BY: CHECKED BY:

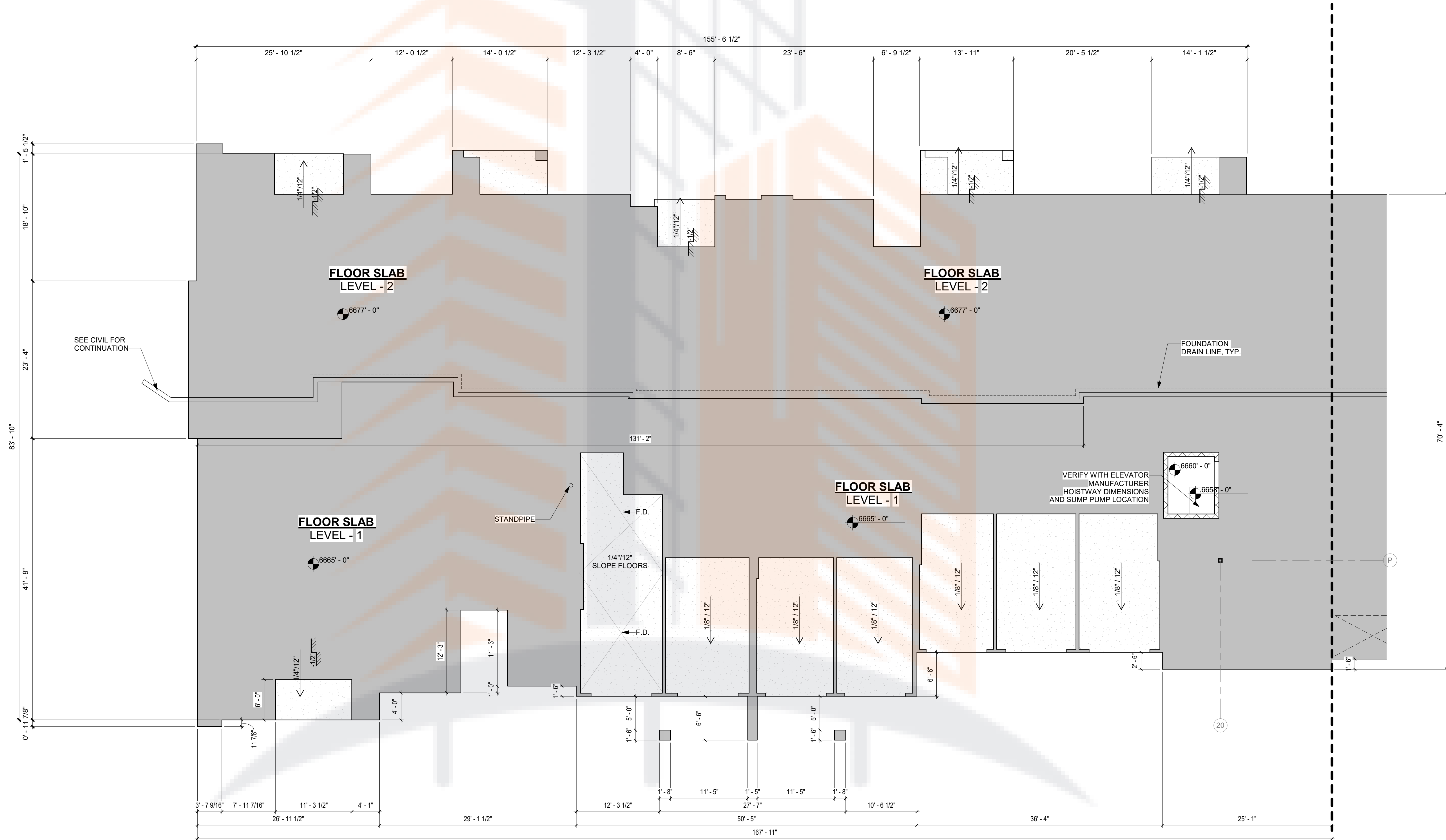
**AR3100A**  
 ISSUE FOR CONSTRUCTION



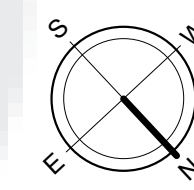
**EDGE OF SLAB NOTES**

- G.C. TO PROVIDE SHOP DRAWINGS TO ARCHITECT FOR APPROVAL MINIMUM OF 4 WEEKS PRIOR TO POURING STRUCTURAL SLAB.
- DRAWINGS SHALL BE A MINIMUM OF 1/8" SCALE WITH ALL CONDITIONS DIMENSIONS FOR EDGE CONDITIONS.
- ALL BALCONIES HAVE A 1/2" DROP FROM TOP OF CONCRETE SLAB (F.F.E.) AND SLOPE 1/4" PER FOOT TO THE EDGE. NOTE: AT TYPE A UNITS, DROP FROM INTERIOR TO EXTERIOR CANNOT EXCEED 1/2" AND CAN BE BEVELED WITH A SLOPE OF NO MORE THAN 1:2.
- G.C. TO COORDINATE WITH PLUMBING ALL PIPE SIZES, FLOOR DRAINS AND LOCATIONS PENETRATING CONCRETE SLAB.
- G.C. TO COORDINATE ELEVATOR PIT DEPTH, LOCATION AND SIZE OF SUMP PIT WITH SELECTED MANUFACTURER.
- SEE LANDSCAPE ARCHITECTURE DRAWINGS FOR COURTYARD, HARDSCAPE, AND OUTDOOR GRILLING LAYOUT.
- SEE STRUCTURAL DRAWINGS FOR CONCRETE SLAB THICKNESS.
- EDGE OF CONCRETE SLAB ALIGNS WITH THE OUTSIDE FACE OF WOOD STUDS UNLESS OTHERWISE INDICATED.
- REFER TO LANDSCAPE ARCHITECTURE DRAWINGS FOR STEP DESIGN AT UNIT PATIOS.
- COORDINATE FOUNDATION DRAIN AT SIDEWALL PER CIVIL / LANDSCAPE DRAWING.
- REFER TO CIVIL DRAWINGS FOR BUILDING F.F.E.(S).

 INDICATES SLOPED FLOOR  
 INDICATES FOUNDATION DRAIN

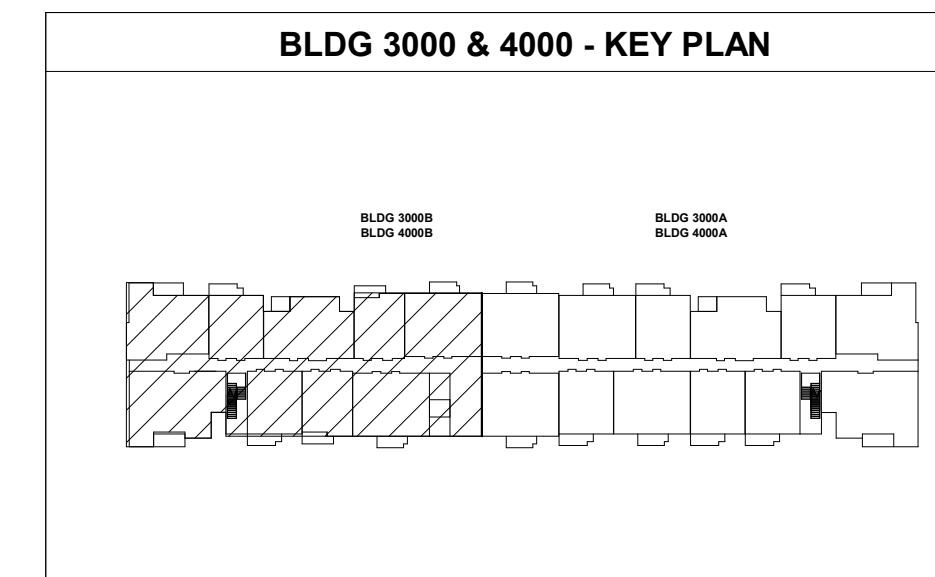


**2** BLDG 3000B/4000B - LEVEL 2 EDGE OF SLAB  
 1/8" = 1'-0"




ROYCE CONSULTING

BUILDING 1000		BUILDING 2000		BUILDING 3000		BUILDING 4000	
LEVEL	FFE	LEVEL	FFE	LEVEL	FFE	LEVEL	FFE
LEVEL 1	6.638' - 0"	LEVEL 1	6.639' - 2.38"	LEVEL 1	6.665' - 0"	LEVEL 1	6.665' - 7.144"
LEVEL 2	6.652' - 0"	LEVEL 2	6.653' - 2.38"	LEVEL 2	6.677' - 0"	LEVEL 2	6.677' - 7.144"
LEVEL 3	6.664' - 2.718"	LEVEL 3	6.664' - 11.144"	LEVEL 3	6.688' - 8.718"	LEVEL 3	6.689' - 4.118"
LEVEL 4	6.674' - 10.344"	LEVEL 4	6.675' - 7.118"	LEVEL 4	6.699' - 4.344"	LEVEL 4	6.700' - 0"
B.O. TRUSS	6.684' - 10.718"	B.O. TRUSS	6.685' - 7.144"	B.O. TRUSS	6.709' - 4.718"	B.O. TRUSS	6.710' - 0.118"



ISSUE	DATE	DESCRIPTION	INCLUDED
09/20/2019		SCHEMATIC DESIGN	X
02/05/2020		DESIGN DEVELOPMENT	X
04/22/2020		REV. 001E	X
07/13/2021		REV. 1 - PERMIT COMMENTS	X
08/04/2021		REV. 2 - PERMIT COMMENTS	X
10/22/2021		REV. 3 - PERMIT COMMENTS	X
11/22/2021		ISSUED FOR CONSTRUCTION	X

REVISION	DATE	DESCRIPTION	REV.
			1



01/13/21

THIS DRAWING AND ASSOCIATED DOCUMENTS ARE THE SOLE PROPERTY OF DWELL DESIGN STUDIO, AND ANY REUSE OR REPRODUCTION OF ANY PART OF THIS DRAWING WITHOUT THE WRITTEN PERMISSION OF DWELL DESIGN STUDIO IS STRICTLY PROHIBITED. THIS DRAWING IS THE PROPERTY OF DWELL DESIGN STUDIO AND IS NOT TO BE REPRODUCED OR TRANSMITTED IN ANY FORM OR BY ANY MEANS, ELECTRONIC OR MECHANICAL, INCLUDING PHOTOCOPYING, RECORDING, OR BY ANY INFORMATION STORAGE AND RETRIEVAL SYSTEM. WITHOUT PERMISSION OF DWELL DESIGN STUDIO, THIS DRAWING IS NOT TO BE REPRODUCED OR TRANSMITTED IN ANY FORM OR BY ANY MEANS, ELECTRONIC OR MECHANICAL, INCLUDING PHOTOCOPYING, RECORDING, OR BY ANY INFORMATION STORAGE AND RETRIEVAL SYSTEM. DWELL DESIGN STUDIO IS NOT RESPONSIBLE FOR ANY ERRORS OR OMISSIONS IN THIS DRAWING. THE DIMENSIONS OF WHICH ARE IN 1/8" INCHES.

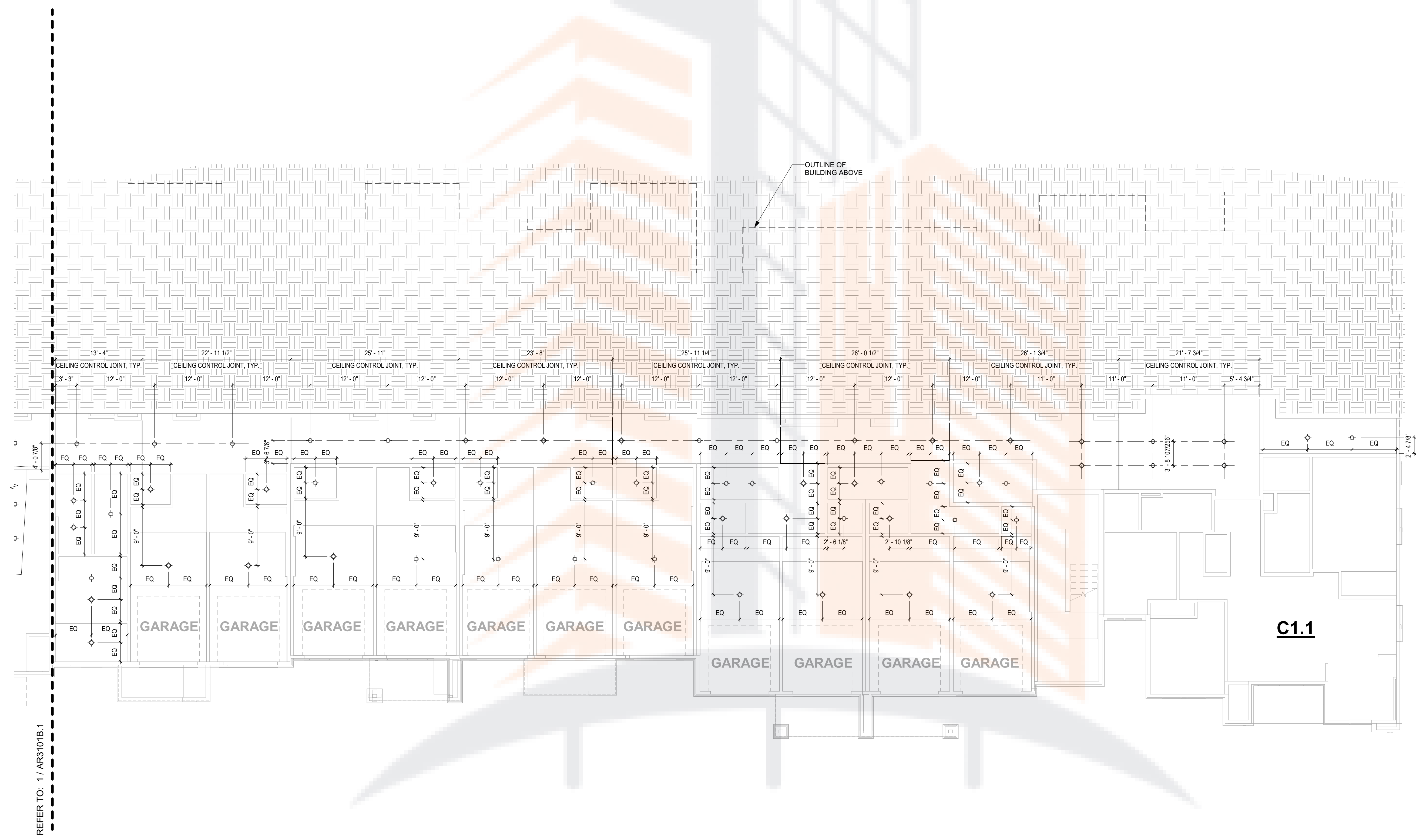
**BUILDING 3000B/4000B - EDGE OF SLAB PLAN**

JOB NUMBER: 1827501

DRAWN BY: CHECKED BY:

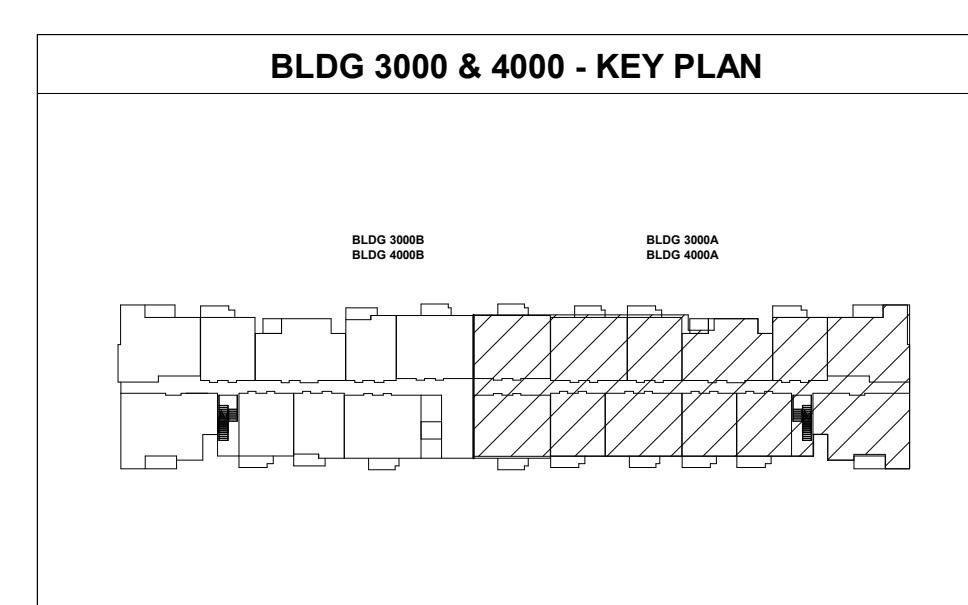
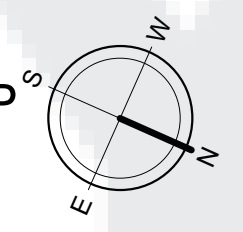
**AR3100B**  
 ISSUE FOR CONSTRUCTION






REFER TO: 1 / AR3101B.1

1 BLDG 3000A/4000A - LEVEL 1 - RCP  
1/8" = 1'-0"



ISSUE	DATE	DESCRIPTION	INCLUDED
09/03/21	09/03/21	SCHEMATIC DESIGN	
10/05/21	10/05/21	DESIGN DEVELOPMENT	
11/08/21	11/08/21	PERMITS	
01/07/22	01/07/22	REV 1 - PERMIT COMMENTS	X
01/08/22	01/08/22	REV 2 - PERMIT COMMENTS	X
10/23/21	10/23/21	REV 3 - PERMIT COMMENTS	X
11/22/21	11/22/21	ISSUED FOR CONSTRUCTION	X

REVISION	DATE	DESCRIPTION	BY



01/13/21

ROYCE CONSULTING

BLDG 3000 & 4000 - KEY PLAN

BLDG 3000  
BLDG 4000

BLDG 3000A/4000A - LEVEL 1 - RCP

JOB NUMBER: 1827501

DRAWN BY: CHECKED BY:

AR3101A.1  
ISSUE FOR CONSTRUCTION

© dwell design studio - ALL RIGHTS RESERVED

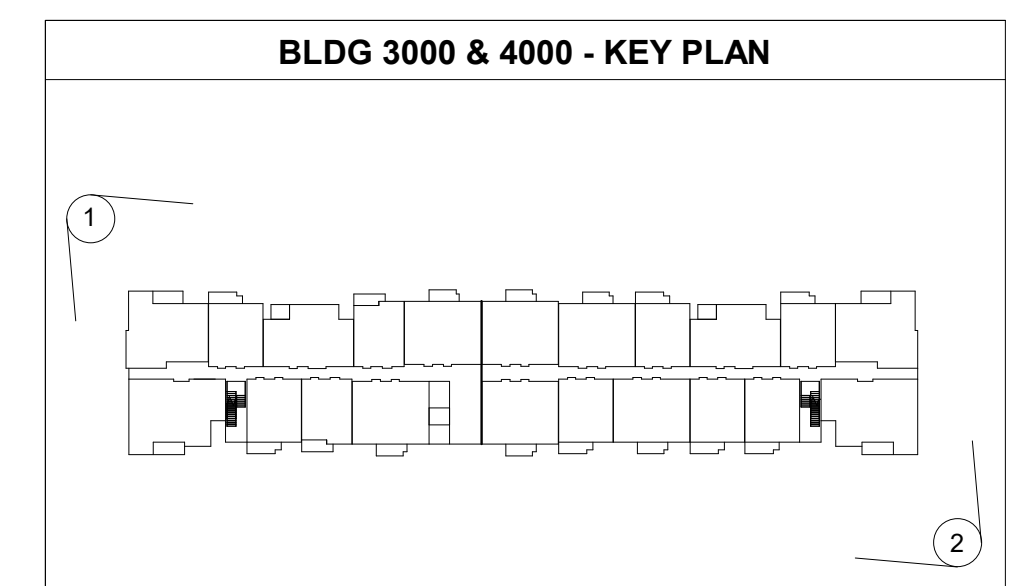




2 BLDG 3000 & 4000 - PERSPECTIVE VIEW 2




1 BLDG 3000 & 4000 - PERSPECTIVE VIEW 1



A DEVELOPMENT FOR  
*Crowne*

ISSUE	DATE	DESCRIPTION	INCLD
09/16/2019		SCHEMATIC DESIGN	X
02/05/2020		DESIGN DEVELOPMENT	X
04/15/2020		PERMITS	X
07/15/2021		REV 1 - PERMIT COMMENTS	X
08/16/2021		REV 2 - PERMIT COMMENTS	X
10/21/2021		REV 3 - PERMIT COMMENTS	X
11/23/2021		ISSUED FOR CONSTRUCTION	X

REVISION	DATE	DESCRIPTION	REV



01/13/21

THIS DRAWING IS AN UNREGISTERED DOCUMENT AND THE EXCLUSIVE PROPERTY OF DWELL DESIGN STUDIO, INC. ANY REUSE OR REPRODUCTION OF ANY PART OF THIS DRAWING WITHOUT THE WRITTEN PERMISSION OF DWELL DESIGN STUDIO, INC. IS STRICTLY PROHIBITED. THIS DRAWING IS THE PROPERTY OF DWELL DESIGN STUDIO, INC. AND IS NOT TO BE USED FOR ANY OTHER PROJECT WITHOUT THE WRITTEN PERMISSION OF DWELL DESIGN STUDIO, INC. ANY REUSE OR REPRODUCTION OF ANY PART OF THIS DRAWING WITHOUT THE WRITTEN PERMISSION OF DWELL DESIGN STUDIO, INC. IS STRICTLY PROHIBITED.

PROJECT NAME  
**BUILDING 3000 & 4000 - PERSPECTIVES**

JOB NUMBER: 1827501


DRAWN BY: Author  
CHECKED BY: Checker

**AR3402**  
ISSUE FOR CONSTRUCTION



ISSUE	DATE	DESCRIPTION	BY
09/20/19	09/20/19	SCHEMATIC DESIGN	J.P.
10/20/19	10/20/19	DESIGN DEVELOPMENT	J.P.
11/15/19	11/15/19	PERMITS	J.P.
01/02/20	01/02/20	REV 1 - PERMIT COMMENTS	J.P.
01/20/20	01/20/20	REV 2 - PERMIT COMMENTS	J.P.
02/02/20	02/02/20	REV 3 - PERMIT COMMENTS	J.P.
11/02/20	11/02/20	ISSUED FOR CONSTRUCTION	J.P.

REVISION	DATE	DESCRIPTION	BY



01/13/21

THESE DRAWINGS ARE ASSUMED TO BE ACCURATE AND THE DESIGNER MAKES NO WARRANTY OF MERCHANTABILITY OR FITNESS FOR ANY PARTICULAR PURPOSE. THE USER SHALL BE RESPONSIBLE FOR VERIFYING ALL DIMENSIONS AND CONDITIONS. THE USER SHALL BE RESPONSIBLE FOR OBTAINING ALL NECESSARY PERMITS AND APPROVALS. THE USER SHALL BE RESPONSIBLE FOR OBTAINING ALL NECESSARY PERMITS AND APPROVALS. THE USER SHALL BE RESPONSIBLE FOR OBTAINING ALL NECESSARY PERMITS AND APPROVALS.

**BUILDING 3000 & 4000 - OVERALL ELEVATIONS**

JOB NUMBER: 1827501

DRAWN BY: Author  
CHECKED BY: Checker

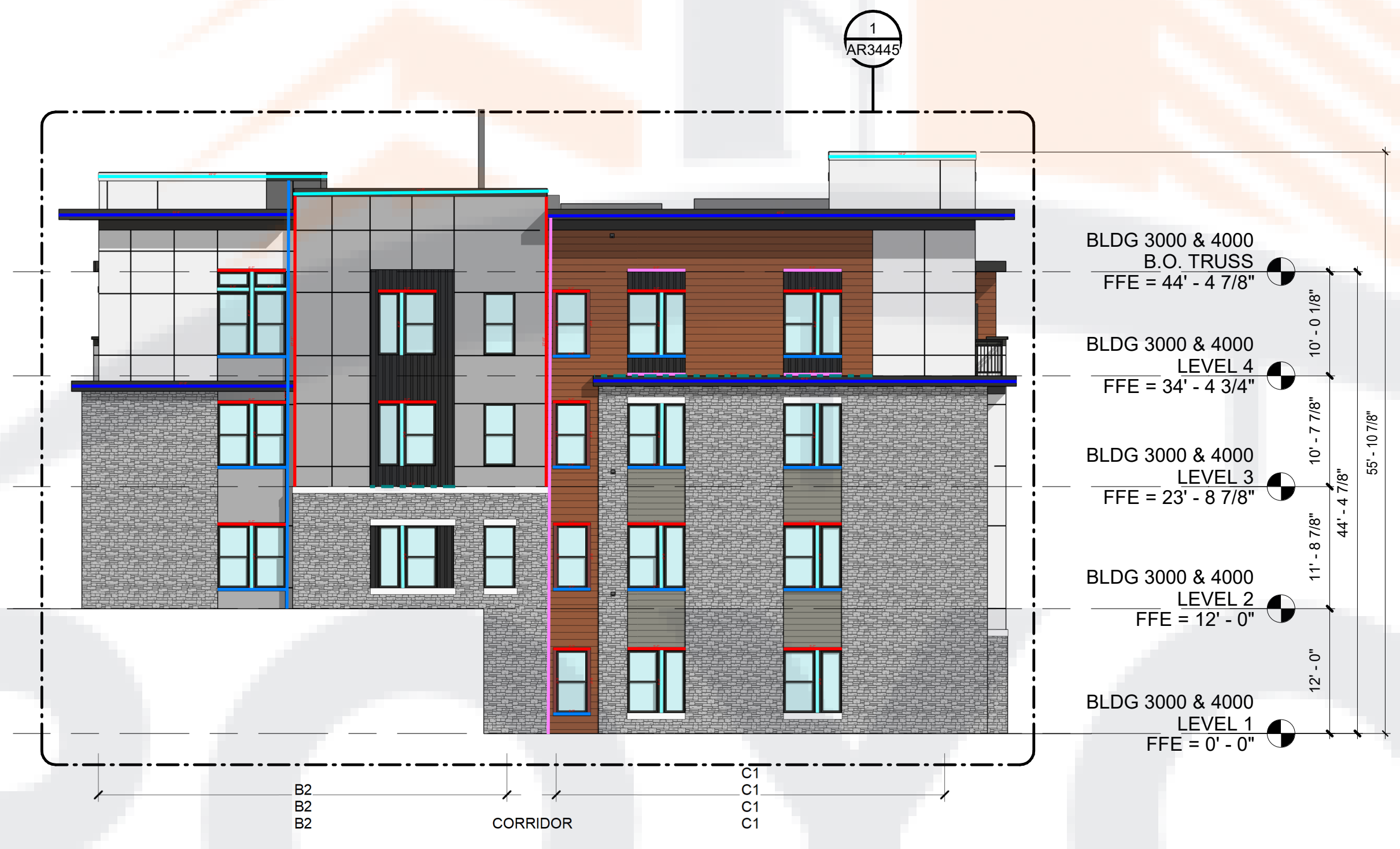
AR3440  
ISSUE FOR CONSTRUCTION



4 OVERALL REAR ELEVATION - BUILDING 3000 & 4000  
3/32" = 1'-0"



3 OVERALL FRONT ELEVATION - BUILDING 3000 & 4000  
3/32" = 1'-0"



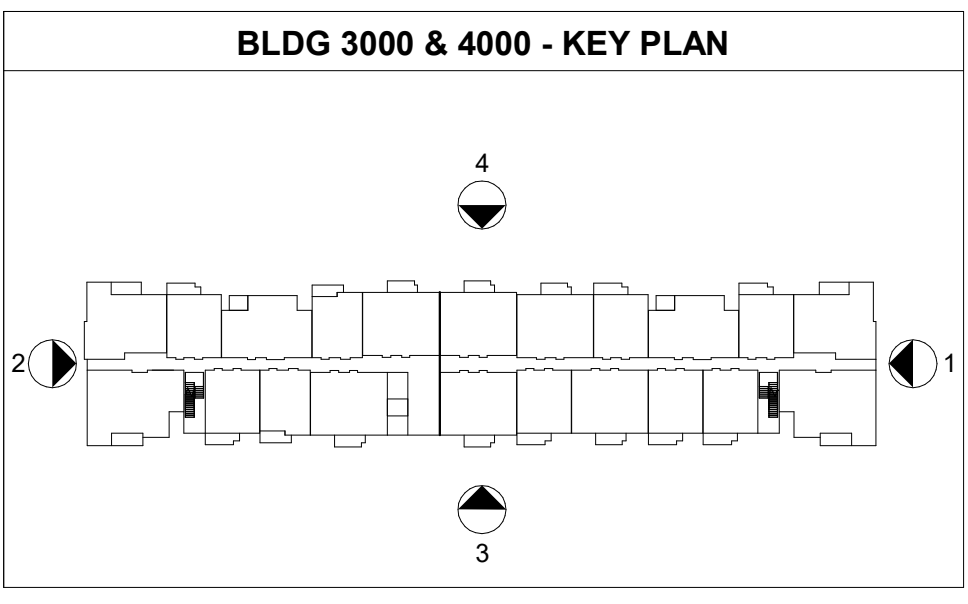
2 OVERALL LEFT ELEVATION - BUILDING 3000 & 4000  
3/32" = 1'-0"



1 OVERALL RIGHT ELEVATION - BUILDING 3000 & 4000  
3/32" = 1'-0"

Description	Quantity	Unit
(1/AR6011)	58.65	ft
(1/AR6014)	25.53	ft
(1/AR6015)	80.71	ft
(1/AR6016)	122.46	ft
(1/AR6022)	234.47	ft
(1/AR6023)	133.98	ft
(1/AR6024)	18.43	ft
(1/AR6025)	32.79	ft
(2/AR6013)	136.02	ft
(2/AR6022)	92.59	ft
(2/AR6024)	148.19	ft
(3/AR6013)	49.61	ft
(3/AR6015)	491.85	ft
(4/AR6021)	104.41	ft
(5/AR6011)	70.92	ft
(8/AR6010)	34.06	ft
Cementitious inside reveal	1,448.74	ft
Cementitious outside reveal	1,442.60	ft
Cementitious trim 5/4 x 4"	219.07	ft
Cementitious trim 5/4 x 8"	938.69	ft
Cementitious board trim 5/4 x 10"	45.03	ft
Cementitious board trim 5/4 x 12"	800.38	ft
Door Sides	1,006.35	ft
Door Top	365.73	ft
Flexible flashing	12.94	ft
Lap siding inside reveal	524.46	ft
Lap siding outside reveal	76.35	ft
Starter strip	136.70	ft
Window Sides	545.04	ft
Window Sill	854.52	ft
Window Top	910.51	ft

EXTERIOR FINISH KEY			
NO.	MATERIAL DESCRIPTION	NO.	MATERIAL DESCRIPTION
SV-1	STONE VENEER B.O.D: CORONADO COLOR: PRAIRIE STONE - GREY GRANITE	CP-1	CORRUGATED METAL PANEL B.O.D: TBD COLOR: DARK GRAY
CFB-1	FIBER CEMENT PANEL WITH REVEALS B.O.D: TBD COLOR: WHITE	LS-1	FIBER CEMENT LAP SIDING - 10' EXPOSURE B.O.D: WOODTONE ALLURA COLOR: TBD
CFB-2	FIBER CEMENT PANEL WITH REVEALS B.O.D: TBD COLOR: LIGHT GRAY	LS-2	FIBER CEMENT LAP SIDING - MIN. 7' EXPOSURE B.O.D: TBD COLOR: GRAY
CFB-3	FIBER CEMENT PANEL WITH REVEALS B.O.D: TBD COLOR: DARK GRAY	STP	3 LINE STEEL PICKET RAILING B.O.D: TBD DWELL DESIGN AS NEEDED
		WB	WOODEN BRACKETS
		SF	STOREFRONT - ANODIZED
		GAR	GARAGE DOOR
		MTC-1	METAL COPING COLOR: DARK GRAY
		CS-1	CAST STONE BAND
		MTC-2	METAL COPING COLOR: WHITE
		STR	STANDING SEAM ROOF COLOR: DARK GRAY




© dwell design studio - ALL RIGHTS RESERVED



Legend		
Description	Quantity	Unit
Cemeticitious board trim 5/4 x 12"	21.92	ft
CFB-1	2,832	sf
CFB-1 (x4)	108	sf
CFB-2	271	sf
CFB-3	23	sf
Door Sides	139.45	ft
Door Top	34.76	ft
Horizontal Joints	520.68	ft
LS-1	243	sf
LS-2	172	sf
Vertical Joints	1,437.89	ft

ISSUE	DATE	DESCRIPTION	BY
09/20/21	09/20/21	SCHEMATIC DESIGN	ML
10/20/21	10/20/21	SCHEMATIC DEVELOPMENT	ML
11/20/21	11/20/21	PERMITS	ML
12/20/21	12/20/21	REV. 1 - PERMIT COMMENTS	ML
01/20/22	01/20/22	REV. 2 - PERMIT COMMENTS	ML
02/20/22	02/20/22	REV. 3 - PERMIT COMMENTS	ML
03/20/22	03/20/22	REV. 4 - CONSTRUCTION	ML

REVISION	DATE	DESCRIPTION	BY
1	01/13/21		



01/13/21

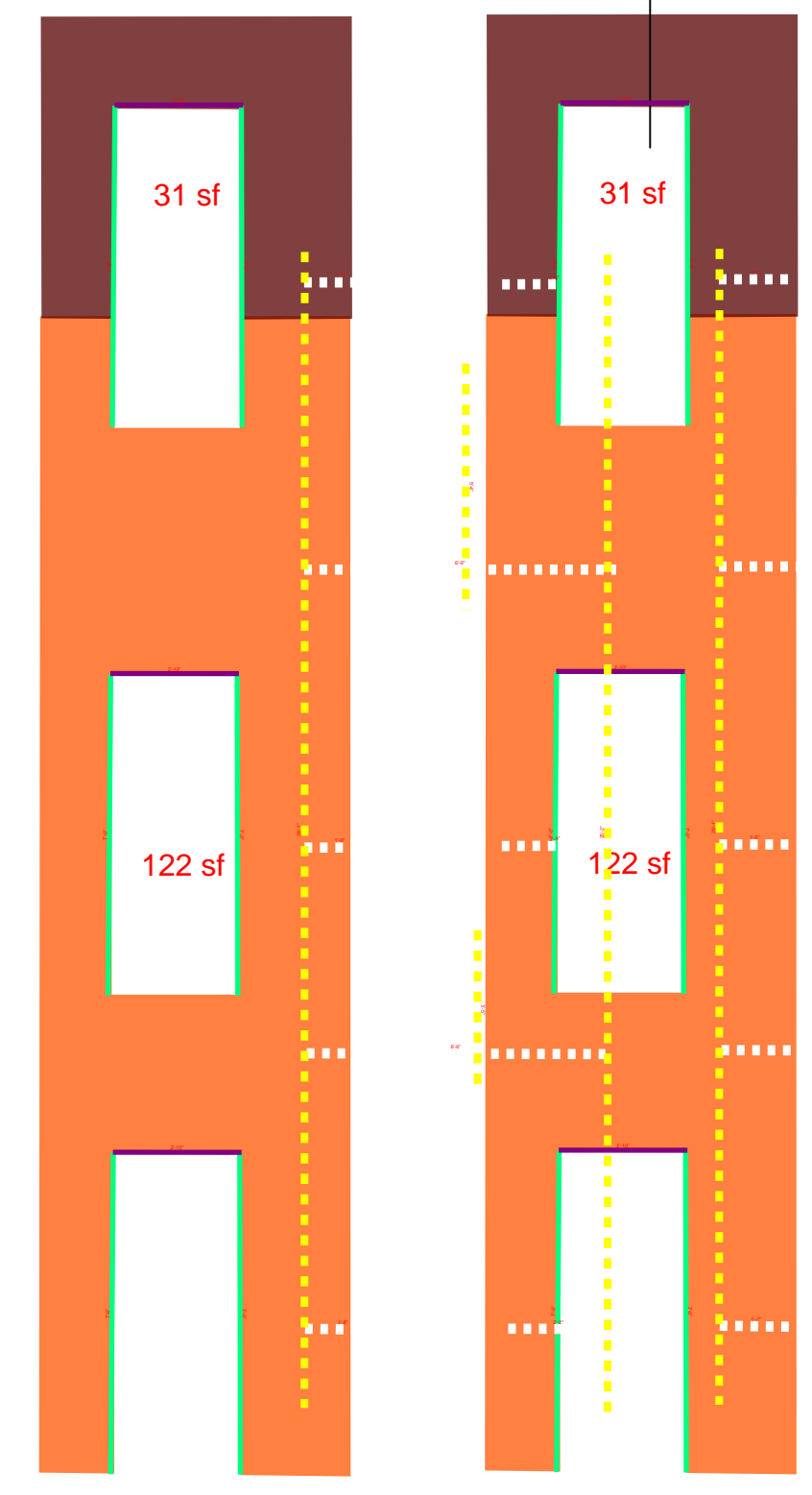
**BUILDING 3000 & 4000 - ENLARGED BUILDING ELEVATIONS**

JOB NUMBER: 1827501

DRAWN BY: Author  
 CHECKED BY: Checker

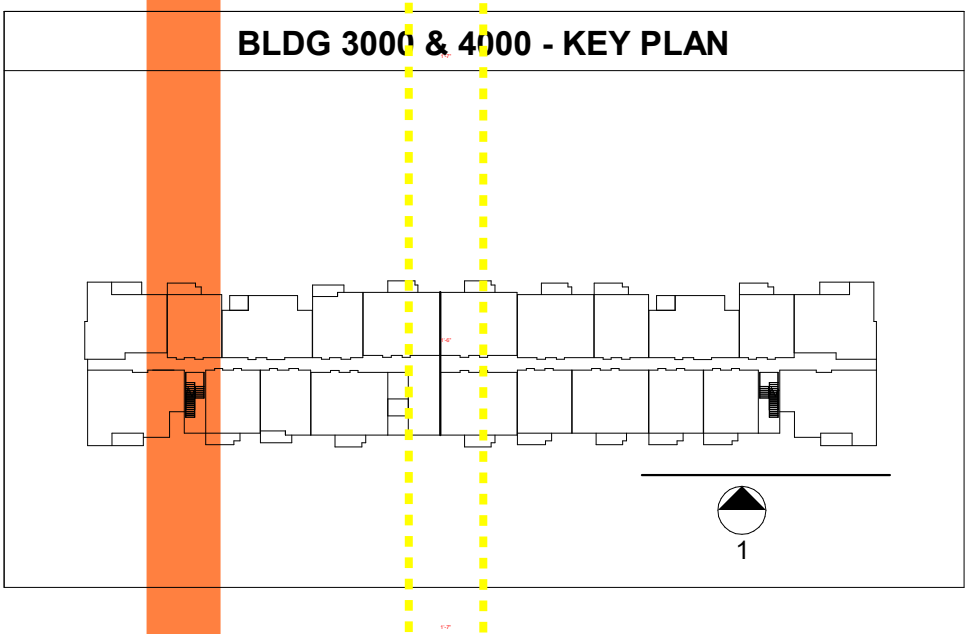
AR3441  
 ISSUE FOR CONSTRUCTION

P:\2018\1827501\Crowne - Rio Vista, Co Springs\07\_Milestones\Permitting-BUILDING-3000-4000\Crowne-RioVista\_R18\_Arch\_detached-3000-4000.rvt 1/23/2021 6:28:30 PM



**1 ENLARGED FRONT (RIGHT) ELEVATION - BUILDING 3000A & 4000A**  
 1/4" = 1'-0"

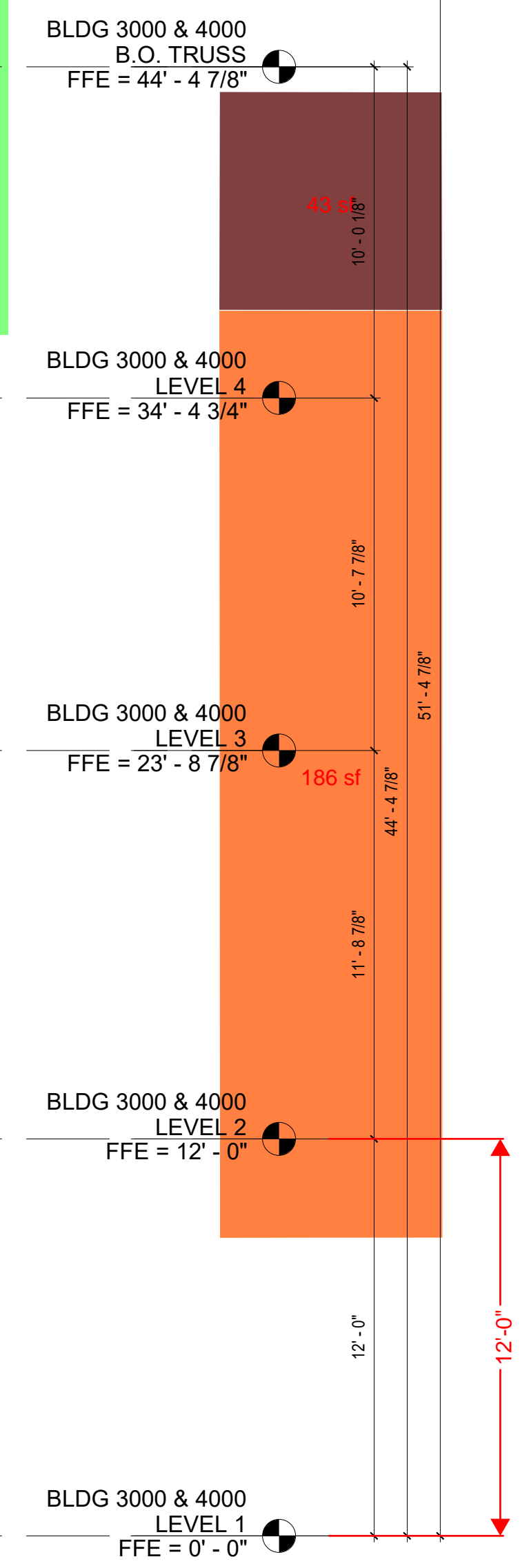
EXTERIOR FINISH KEY			
NO.	MATERIAL DESCRIPTION	NO.	MATERIAL DESCRIPTION
SV-1	STONE VENEER B.O.D: TBD COLOR: PRAIRIE STONE - GREY GRANITE	CP-1	CORRUGATED METAL PANEL B.O.D: TBD COLOR: DARK GRAY
CFB-1	FIBER CEMENT PANEL WITH REVEALS B.O.D: TBD COLOR: WHITE	LS-1	FIBER CEMENT LAP SIDING - 10" EXPOSURE B.O.D: WOODSTONE ALLURA COLOR: TBD
CFB-2	FIBER CEMENT PANEL WITH REVEALS B.O.D: TBD COLOR: LIGHT GRAY	LS-2	FIBER CEMENT LAP SIDING - MIN. 7" EXPOSURE B.O.D: TBD COLOR: GRAY
CFB-3	FIBER CEMENT PANEL WITH REVEALS B.O.D: TBD COLOR: DARK GRAY	STP	3 LINE STEEL PICKET RAILING B.O.D: TBD DWELL DESIGN AS NEEDED
		WB	WOODEN BRACKETS
		SF	STOREFRONT - ANODIZED
		GAR	GARAGE DOOR
		MTC-1	METAL COPING COLOR: DARK GRAY
		CS-1	CAST STONE BAND
		MTC-2	METAL COPING COLOR: WHITE
		STR	STANDING SEAM ROOF COLOR: DARK GRAY



© dwell design studio - ALL RIGHTS RESERVED

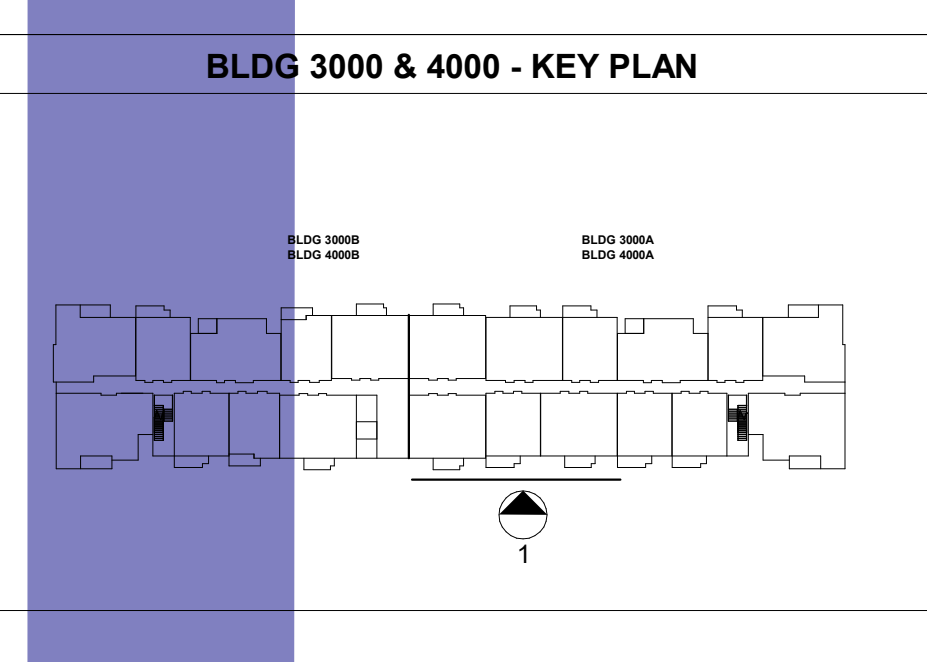


Description	Quantity	Unit
Cementitious board trim 5/4 x 12"	1.64	ft
CFB-1	729	sf
CFB-1 (x2)	186	sf
CFB-1 (x4)	55	sf
CFB-2	626	sf
CFB-3	1,762	sf
Door Sides	125.55	ft
Door Top	25.13	ft
Horizontal Joints	607.03	ft
LS-1	189	sf
LS-1 (x2)	43	sf
LS-2	46	sf
Vertical Joints	1,708.85	ft



1 ENLARGED FRONT (MIDDLE) ELEVATION - BUILDING 3000A & 4000A  
1/4" = 1'-0"

EXTERIOR FINISH KEY			
NO.	MATERIAL DESCRIPTION	NO.	MATERIAL DESCRIPTION
SV-1	STONE VENEER B.O.D. CORONADO COLOR: PRAIRIE STONE - GREY GRANITE	CP-1	CORRUGATED METAL PANEL B.O.D. TBD COLOR: DARK GRAY
CFB-1	FIBER CEMENT PANEL WITH REVEALS B.O.D. TBD COLOR: WHITE	LS-1	FIBER CEMENT LAP SIDING - 10' EXPOSURE B.O.D. WOODTONE ALLURA COLOR: FBO
CFB-2	FIBER CEMENT PANEL WITH REVEALS B.O.D. TBD COLOR: LIGHT GRAY	LS-2	FIBER CEMENT LAP SIDING - MIN. 7' EXPOSURE B.O.D. TBD COLOR: GRAY
CFB-3	FIBER CEMENT PANEL WITH REVEALS B.O.D. TBD COLOR: DARK GRAY	STP	3 LINE STEEL PICKET RAILING TOP SURFACE MOUNT DWELL DESIGN AS NEEDED
		WB	WOODEN BRACKETS
		SF	STOREFRONT - ANODIZED
		GAR	GARAGE DOOR
		MTC-1	METAL COPING COLOR: DARK GRAY
		CS-1	CAST STONE BAND
		MTC-2	METAL COPING COLOR: WHITE
		STR	STANDING SEAM ROOF COLOR: DARK GRAY

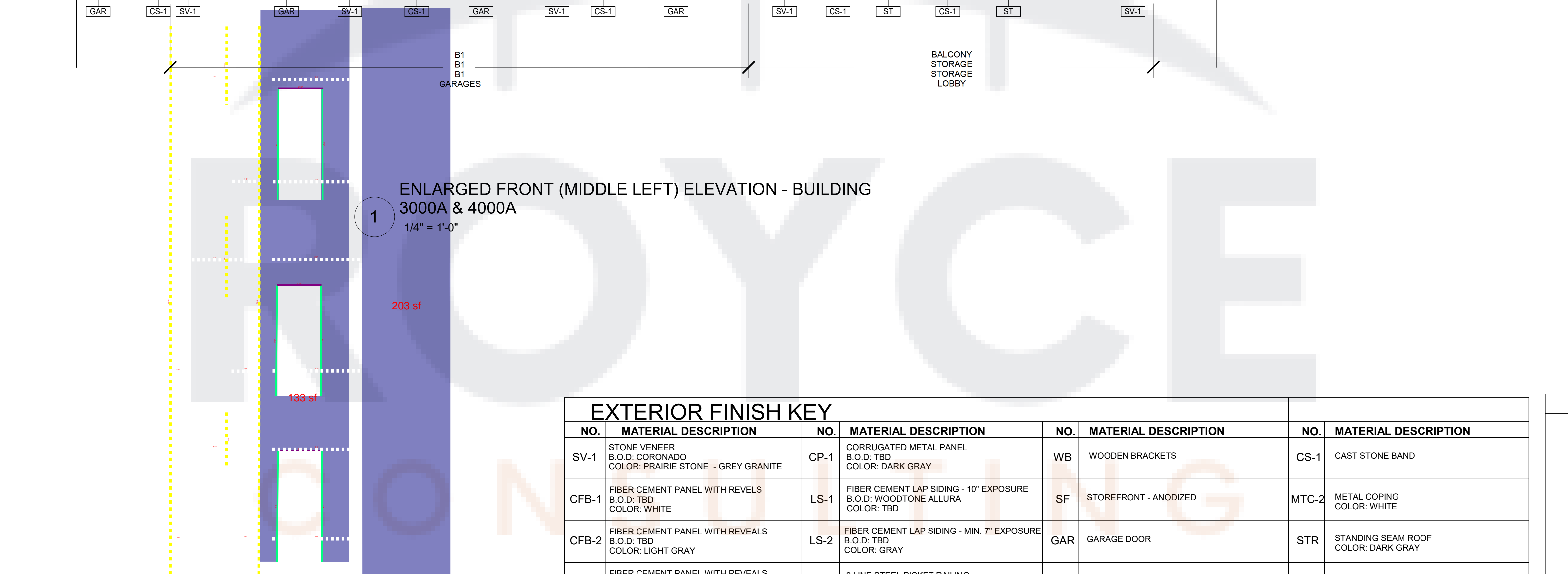


P:\2018\1827501\_Crowne - Rio Vista, Co Springs\07\_Milestones\Permitting\BUILDING 3000-4000\Crowne-RioVista\_R18\_Arch\_Details\3000-4000.rvt  
11/23/2021 6:28:39 PM

© dwell design studio - ALL RIGHTS RESERVED

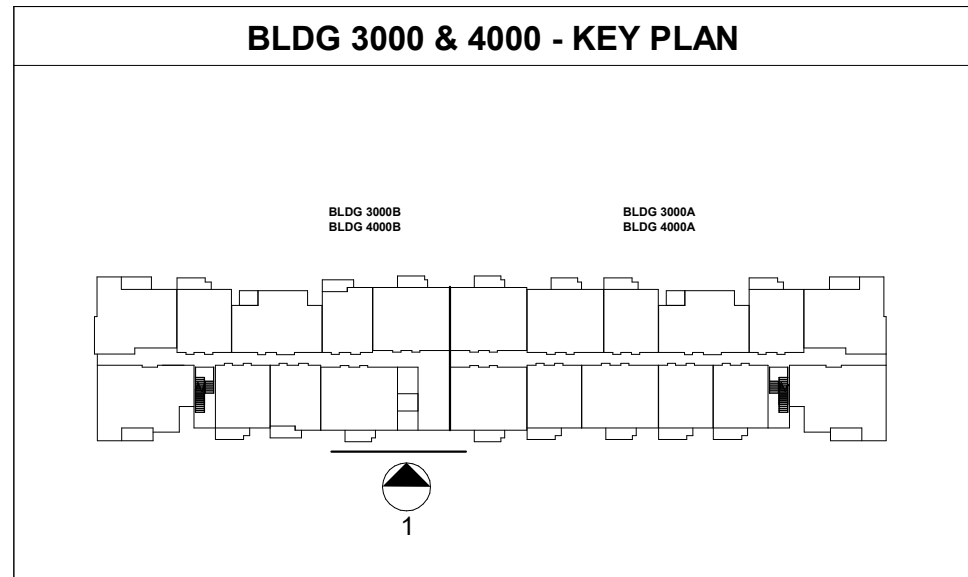


Legend		
Description	Quantity	Unit
CFB-2	259	sf
CFB-3	777	sf
Door Sides	41.85	ft
Door Top	8.38	ft
Horizontal Joints	235.75	ft
LS-1	425	sf
Note	1	Count
Vertical Joints	481.51	ft



ENLARGED FRONT (MIDDLE LEFT) ELEVATION - BUILDING 3000A & 4000A  
1/4" = 1'-0"

EXTERIOR FINISH KEY			
NO.	MATERIAL DESCRIPTION	NO.	MATERIAL DESCRIPTION
SV-1	STONE VENEER B.O.D. CORONADO COLOR: PRAIRIE STONE - GREY GRANITE	CP-1	CORRUGATED METAL PANEL B.O.D. TBD COLOR: DARK GRAY
CFB-1	FIBER CEMENT PANEL WITH REVELS B.O.D. TBD COLOR: WHITE	LS-1	FIBER CEMENT LAP SIDING - 10" EXPOSURE B.O.D. WOODTONE ALLURA COLOR: TBD
CFB-2	FIBER CEMENT PANEL WITH REVELS B.O.D. TBD COLOR: LIGHT GRAY	LS-2	FIBER CEMENT LAP SIDING - MIN. 7" EXPOSURE B.O.D. TBD COLOR: GRAY
CFB-3	FIBER CEMENT PANEL WITH REVELS B.O.D. TBD COLOR: DARK GRAY	STP	3 LINE STEEL PICKET RAILING TOP SURFACE MOUNT DWELL DESIGN AS NEEDED
		WB	WOODEN BRACKETS
		SF	STOREFRONT - ANODIZED
		GAR	GARAGE DOOR
		MTC-1	METAL COPING COLOR: DARK GRAY
		CS-1	CAST STONE BAND
		MTC-2	METAL COPING COLOR: WHITE
		STR	STANDING SEAM ROOF COLOR: DARK GRAY



ISSUE

DATE	DESCRIPTION	INCLUDED
09/05/19	SCHEMATIC DESIGN	X
09/20/19	DESIGN DEVELOPMENT	X
10/23/19	REV. 001	X
01/15/21	PERMITS	X
01/07/21	REV. 1 - PERMIT COMMENTS	X
06/24/21	REV. 2 - PERMIT COMMENTS	X
10/23/21	REV. 3 - PERMIT COMMENTS	X
11/23/21	ISSUED FOR CONSTRUCTION	X

REVISION

DATE	DESCRIPTION	REV



DATE: 01/13/21  
PROJECT: BUILDING 3000 & 4000 - ENLARGED BUILDING ELEVATIONS

**BUILDING 3000 & 4000 - ENLARGED BUILDING ELEVATIONS**

JOB NUMBER: 1827501  
DRAWN BY: Author  
CHECKED BY: Checker


**AR3443**  
ISSUE FOR CONSTRUCTION



Legend		Quantity	Unit
	Cementitious board trim 5/4 x 12"	43.73	ft
	CFB-1	3,372	sf
	CFB-1 (x4)	109	sf
	CFB-2	46	sf
	CFB-3	23	sf
	Door Sides	97.65	ft
	Door Top	20.96	ft
	Horizontal Joints	564.44	ft
	LS-1	292	sf
	LS-2	173	sf
	Vertical Joints	1,681.83	ft

ISSUE	DATE	DESCRIPTION	BY	CHK
09/05/2019		SCHEMATIC DESIGN		
09/25/2019		DESIGN DEVELOPMENT		
10/20/2019		PERMITS		
01/07/2021		REV 1 - PERMIT COMMENTS		
06/02/2021		REV 2 - PERMIT COMMENTS		
10/27/2021		REV 3 - PERMIT COMMENTS		
11/22/2021		ISSUED FOR CONSTRUCTION		

REVISION	DATE	DESCRIPTION	BY



01/13/21

**BUILDING 3000 & 4000 - ENLARGED BUILDING ELEVATIONS**

JOB NUMBER: 1827501  
 DRAWN BY: Author  
 CHECKED BY: Checker

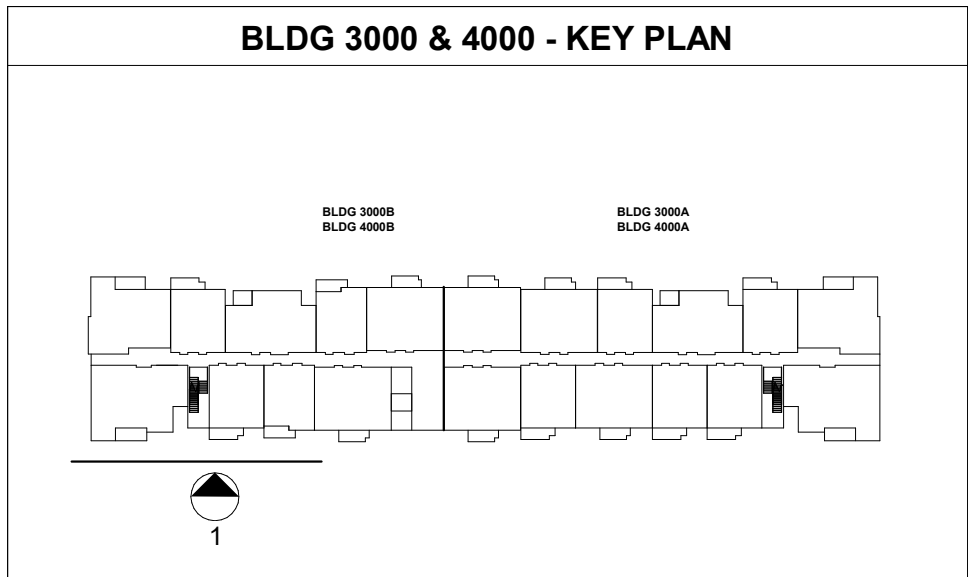
**AR3444**  
 ISSUE FOR CONSTRUCTION

© dwell design studio - ALL RIGHTS RESERVED



**ENLARGED FRONT (LEFT) ELEVATION - BUILDING 3000 & 4000**  
 1/4" = 1'-0"

EXTERIOR FINISH KEY			
NO.	MATERIAL DESCRIPTION	NO.	MATERIAL DESCRIPTION
SV-1	STONE VENEER B.O.D. CORONADO COLOR: PRAIRIE STONE - GREY GRANITE	CP-1	CORRUGATED METAL PANEL B.O.D. TBD COLOR: DARK GRAY
CFB-1	FIBER CEMENT PANEL WITH REVEALS B.O.D. TBD COLOR: WHITE	LS-1	FIBER CEMENT LAP SIDING - 10' EXPOSURE B.O.D. WOODTONE ALLURA COLOR: TBD
CFB-2	FIBER CEMENT PANEL WITH REVEALS B.O.D. TBD COLOR: LIGHT GRAY	LS-2	FIBER CEMENT LAP SIDING - MIN. 7' EXPOSURE B.O.D. TBD COLOR: GRAY
CFB-3	FIBER CEMENT PANEL WITH REVEALS B.O.D. TBD COLOR: DARK GRAY	STP	3 LINE STEEL PICKET RAILING TOP SURFACE MOUNT DWELL DESIGN AS NEEDED
		WB	WOODEN BRACKETS
		SF	STOREFRONT - ANODIZED
		GAR	GARAGE DOOR
		MTC-1	METAL COPING COLOR: DARK GRAY
		CS-1	CAST STONE BAND
		STR	STANDING SEAM ROOF COLOR: DARK GRAY



1/23/2021 6:28:57 PM P:\2018\1827501\_Crowne - Rio Vista, Co Springs\07\_Milestone\Permitting-BUILDING-3000-4000\Crowne-RioVista\_R18\_Arch\_detailed-3000-4000.rvt

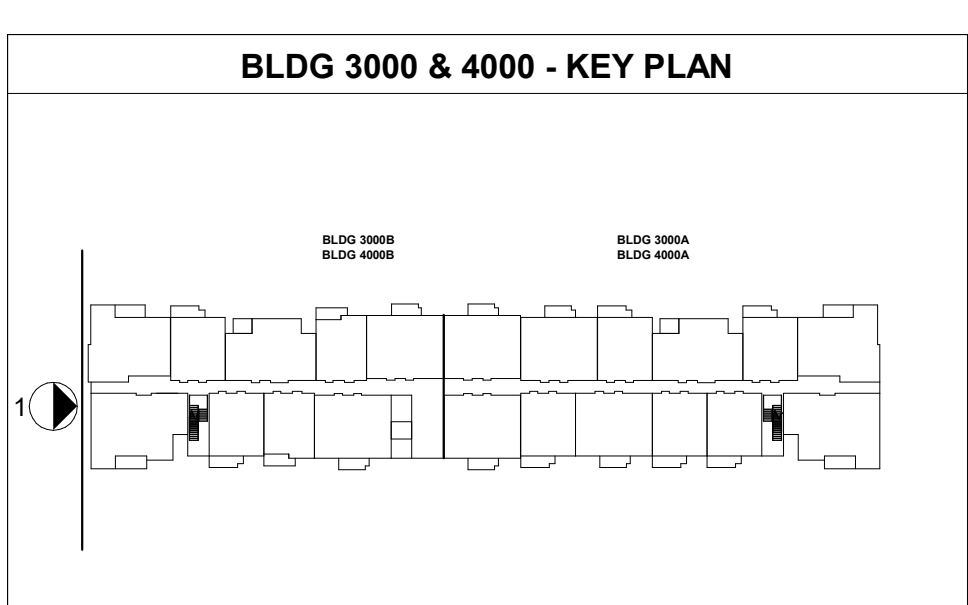


Legend		
Description	Quantity	Unit
CFB-1	442	sf
CFB-2	564	sf
CFB-3	58	sf
Horizontal Joints	189.09	ft
LS-1	396	sf
LS-2	118	sf
Vertical Joints	305.54	ft



1 ENLARGED LEFT ELEVATION - BUILDING 3000B & 4000B  
1/4" = 1'-0"

EXTERIOR FINISH KEY						
NO.	MATERIAL DESCRIPTION	NO.	MATERIAL DESCRIPTION	NO.	MATERIAL DESCRIPTION	
SV-1	STONE VENEER B.O.D. CORONADO COLOR: PRAIRIE STONE - GREY GRANITE	CP-1	CORRUGATED METAL PANEL B.O.D. TBD COLOR: DARK GRAY	WB	WOODEN BRACKETS	
CFB-1	FIBER CEMENT PANEL WITH REVEALS B.O.D. TBD COLOR: WHITE	LS-1	FIBER CEMENT LAP SIDING - 10' EXPOSURE B.O.D. WOODTONE ALLURA COLOR: TBD	SF	STOREFRONT - ANODIZED	
CFB-2	FIBER CEMENT PANEL WITH REVEALS B.O.D. TBD COLOR: LIGHT GRAY	LS-2	FIBER CEMENT LAP SIDING - MIN. 7' EXPOSURE B.O.D. TBD COLOR: GRAY	GAR	GARAGE DOOR	
CFB-3	FIBER CEMENT PANEL WITH REVEALS B.O.D. TBD COLOR: DARK GRAY	STP	3 LINE STEEL PICKET RAILING TOP SURFACE MOUNT DWELL DESIGN AS NEEDED	MTC-1	METAL COPING COLOR: DARK GRAY	
					CS-1	CAST STONE BAND
					MTC-2	METAL COPING COLOR: WHITE
					STR	STANDING SEAM ROOF COLOR: DARK GRAY



ISSUE

DATE	DESCRIPTION	ISSUED
09/02/2019	SCHEMATIC DESIGN	X
09/23/2019	DESIGN DEVELOPMENT	X
10/23/2019	REV. 001	X
11/13/2019	PERMITS	X
01/07/2021	REV. 1 - PERMIT COMMENTS	X
06/04/2021	REV. 2 - PERMIT COMMENTS	X
10/27/2021	REV. 3 - PERMIT COMMENTS	X
11/23/2021	ISSUED FOR CONSTRUCTION	X

REVISION

NO.	DESCRIPTION	REV.



01/13/21

THESE DRAWINGS ARE UNREGISTERED DOCUMENTS AND THE EXCLUSIVE PROPERTY OF DWELL DESIGN STUDIO. ANY REUSE OR REPRODUCTION OF THESE DRAWINGS WITHOUT THE WRITTEN PERMISSION OF DWELL DESIGN STUDIO IS STRICTLY PROHIBITED. THIS PROJECT IS THE PROPERTY OF DWELL DESIGN STUDIO. ANY REUSE OR REPRODUCTION OF THESE DRAWINGS WITHOUT THE WRITTEN PERMISSION OF DWELL DESIGN STUDIO IS STRICTLY PROHIBITED. THESE DRAWINGS ARE NOT TO BE USED FOR ANY OTHER PROJECT WITHOUT THE WRITTEN PERMISSION OF DWELL DESIGN STUDIO. ANY REUSE OR REPRODUCTION OF THESE DRAWINGS WITHOUT THE WRITTEN PERMISSION OF DWELL DESIGN STUDIO IS STRICTLY PROHIBITED.

**BUILDING 3000 & 4000 - ENLARGED BUILDING ELEVATIONS**

JOB NUMBER: 1827501

DRAWN BY: Author  
CHECKED BY: Checker

**AR3445**  
ISSUE FOR CONSTRUCTION




Legend			
Description	Quantity	Unit	
Cementitious board trim 5/4 x 12"	35.81	ft	
CFB-1	1,726	sf	
CFB-1 (x4)	51	sf	
CFB-2	694	sf	
CFB-3	792	sf	
Door Sides	160.42	ft	
Door Top	44.37	ft	
Horizontal Joints	467.71	ft	
LS-1	219	sf	
LS-2	46	sf	
Vertical Joints	1,548.98	ft	

ISSUE DATE DESCRIPTION INCLUDED

09/20/2019	SCHEMATIC DESIGN	
02/05/2020	DESIGN DEVELOPMENT	
04/20/2020	REV. 001	
07/02/2021	REV. 002 - PERMIT COMMENTS	
08/26/2021	REV. 003 - PERMIT COMMENTS	
10/27/2021	REV. 004 - PERMIT COMMENTS	
11/22/2021	ISSUED FOR CONSTRUCTION	

REVISION DATE DESCRIPTION REV

--	--	--

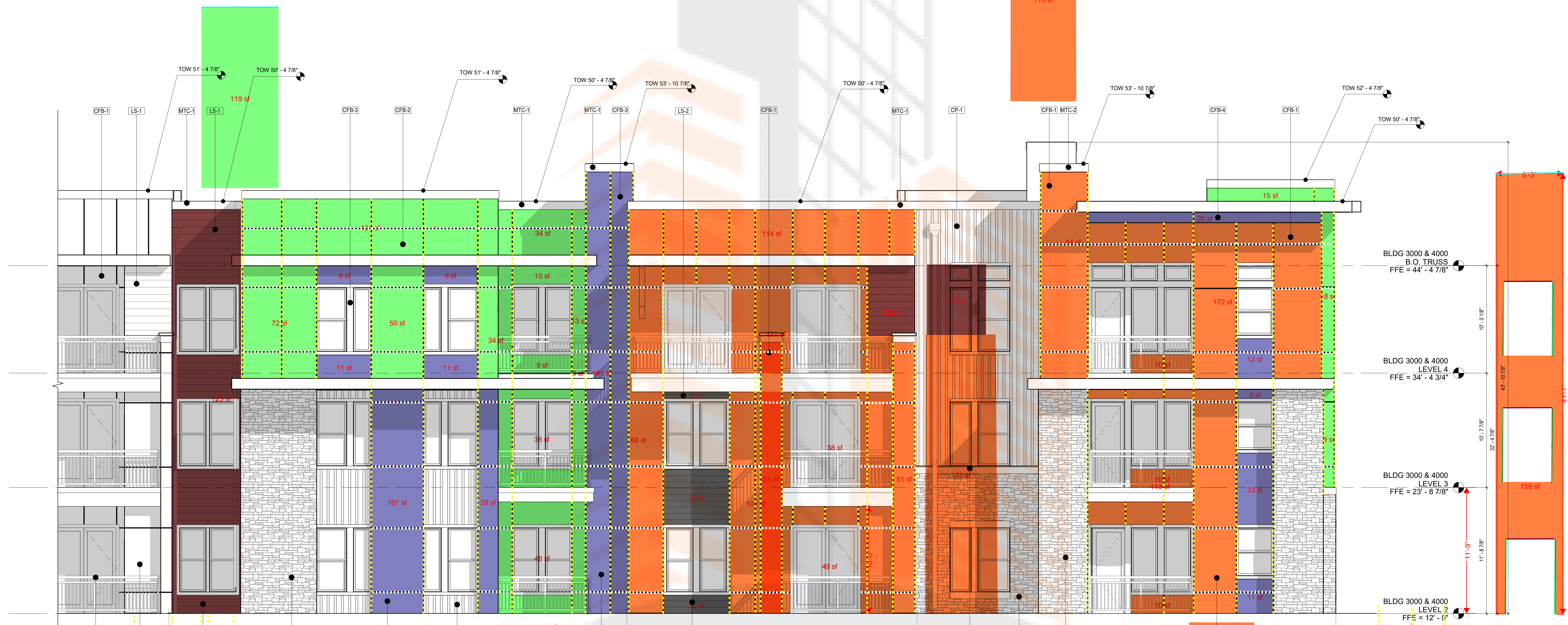


DATE: 01/13/21

**BUILDING 3000 & 4000 - ENLARGED BUILDING ELEVATIONS**

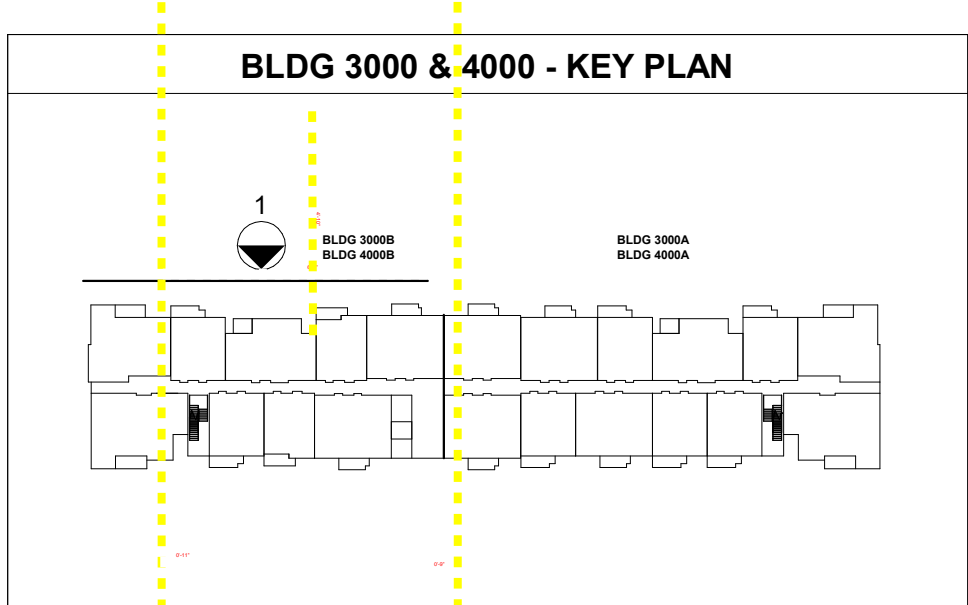
JOB NUMBER: 1827501  
 DRAWN BY: Author  
 CHECKED BY: Checker

**AR3446**  
 ISSUE FOR CONSTRUCTION



**ENLARGED REAR (LEFT) ELEVATION - BUILDING 3000B & 4000B**  
 1/4" = 1'-0"

EXTERIOR FINISH KEY					
NO.	MATERIAL DESCRIPTION	NO.	MATERIAL DESCRIPTION	NO.	MATERIAL DESCRIPTION
SV-1	STONE VENEER B.O.D.: CORONADO COLOR: PRAIRIE STONE - GREY GRANITE	CP-1	CORRUGATED METAL PANEL B.O.D.: TBD COLOR: DARK GRAY	WB	WOODEN BRACKETS
CFB-1	FIBER CEMENT PANEL WITH REVEALS B.O.D.: TBD COLOR: WHITE	LS-1	FIBER CEMENT LAP SIDING - 10' EXPOSURE B.O.D.: TBD COLOR: TBD	SF	STOREFRONT - ANODIZED
CFB-2	FIBER CEMENT PANEL WITH REVEALS B.O.D.: TBD COLOR: LIGHT GRAY	LS-2	FIBER CEMENT LAP SIDING - MIN. 7' EXPOSURE B.O.D.: TBD COLOR: GRAY	GAR	GARAGE DOOR
CFB-3	FIBER CEMENT PANEL WITH REVEALS B.O.D.: TBD COLOR: DARK GRAY	STP	3 LINE STEEL PICKET RAILING TOP SURFACE MOUNT DWELL DESIGN AS NEEDED	MTC-1	METAL COPING COLOR: DARK GRAY
				CS-1	CAST STONE BAND
				MTC-2	METAL COPING COLOR: WHITE
				STR	STANDING SEAM ROOF COLOR: DARK GRAY



P:\2018\1827501\_Crowne - Rio Vista, Co Springs\07\_Milestones\Permitting\BUILDING 3000-4000\Crowne-RioVista\_R18\_Arch\_detailed 3000-4000.rvt

© dwell design studio - ALL RIGHTS RESERVED




Legend		
Description	Quantity	Unit
Cementitious board trim 5/4 x 12"	8.36	ft
CFB-1	1,084	sf
CFB-1 (x4)	51	sf
CFB-2	919	sf
CFB-3	2,010	sf
Door Sides	153.34	ft
Door Top	30.72	ft
Horizontal Joints	653.08	ft
LS-1	340	sf
LS-2	47	sf
Vertical Joints	1,531.49	ft

A DEVELOPMENT FOR

**Crowne**

ISSUE	DATE	DESCRIPTION	INCLUDED
09/05/19		SCHEMATIC DESIGN	
09/25/19		DESIGN DEVELOPMENT	
10/01/19		REV. 1 - PERMITS	X
01/07/21		REV. 1 - PERMIT COMMENTS	X
06/02/21		REV. 2 - PERMIT COMMENTS	X
10/27/21		REV. 3 - PERMIT COMMENTS	X
11/23/21		ISSUED FOR CONSTRUCTION	X

REVISION	DATE	DESCRIPTION	REV



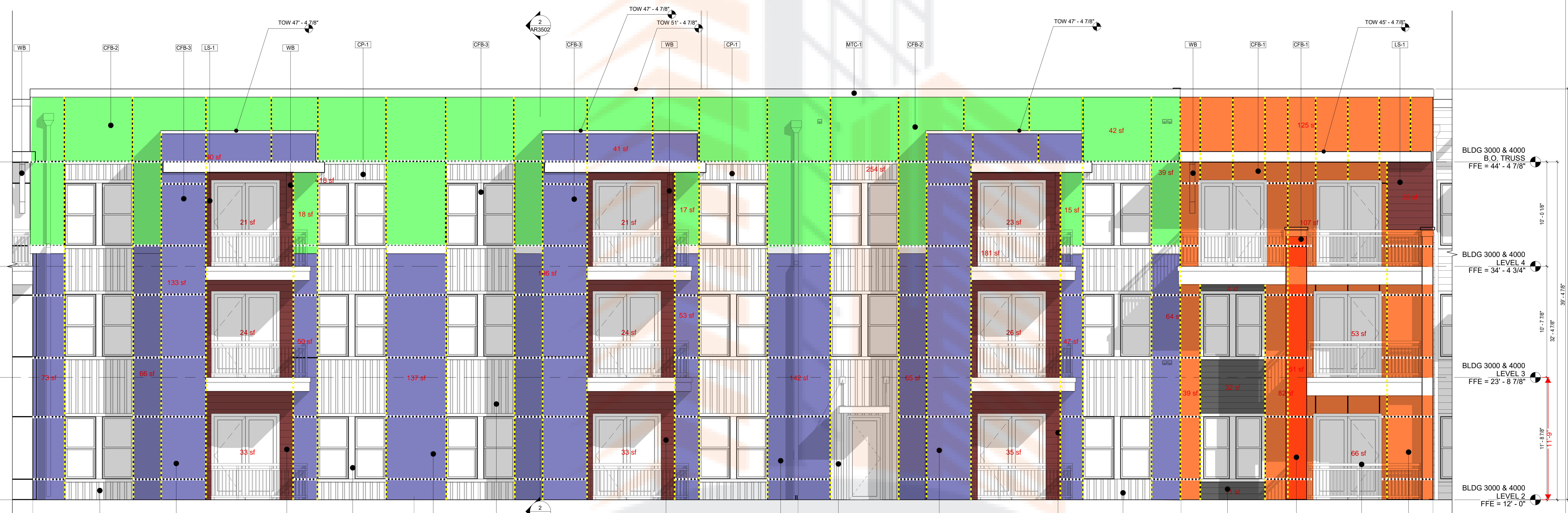
DATE: 01/13/21  
 THE DRAWING AND ASSOCIATED DOCUMENTS ARE THE SOLE PROPERTY OF DWELL DESIGN STUDIO, INC. ANY REUSE OR REPRODUCTION OF ANY PART OF THIS DRAWING WITHOUT THE WRITTEN PERMISSION OF DWELL DESIGN STUDIO, INC. IS STRICTLY PROHIBITED. THIS PROJECT IS THE PROPERTY OF DWELL DESIGN STUDIO, INC. AND IS NOT TO BE REPRODUCED OR TRANSMITTED IN ANY FORM OR BY ANY MEANS, ELECTRONIC OR MECHANICAL, INCLUDING PHOTOCOPYING, RECORDING, OR BY ANY INFORMATION STORAGE AND RETRIEVAL SYSTEM, WITHOUT THE WRITTEN PERMISSION OF DWELL DESIGN STUDIO, INC. THE DIMENSIONS OF WHICH ARE IN 1/4" = 1'-0" UNLESS OTHERWISE NOTED.

**BUILDING 3000 & 4000 - ENLARGED BUILDING ELEVATIONS**

JOB NUMBER: 1827501

DRAWN BY: Author  
 CHECKED BY: Checker

**AR3447**  
 ISSUE FOR CONSTRUCTION



BLDG 3000 & 4000  
 B.O. TRUSS  
 FFE = 44' - 4 7/8"

BLDG 3000 & 4000  
 LEVEL 4  
 FFE = 34' - 4 3/4"

BLDG 3000 & 4000  
 LEVEL 3  
 FFE = 23' - 8 3/4"

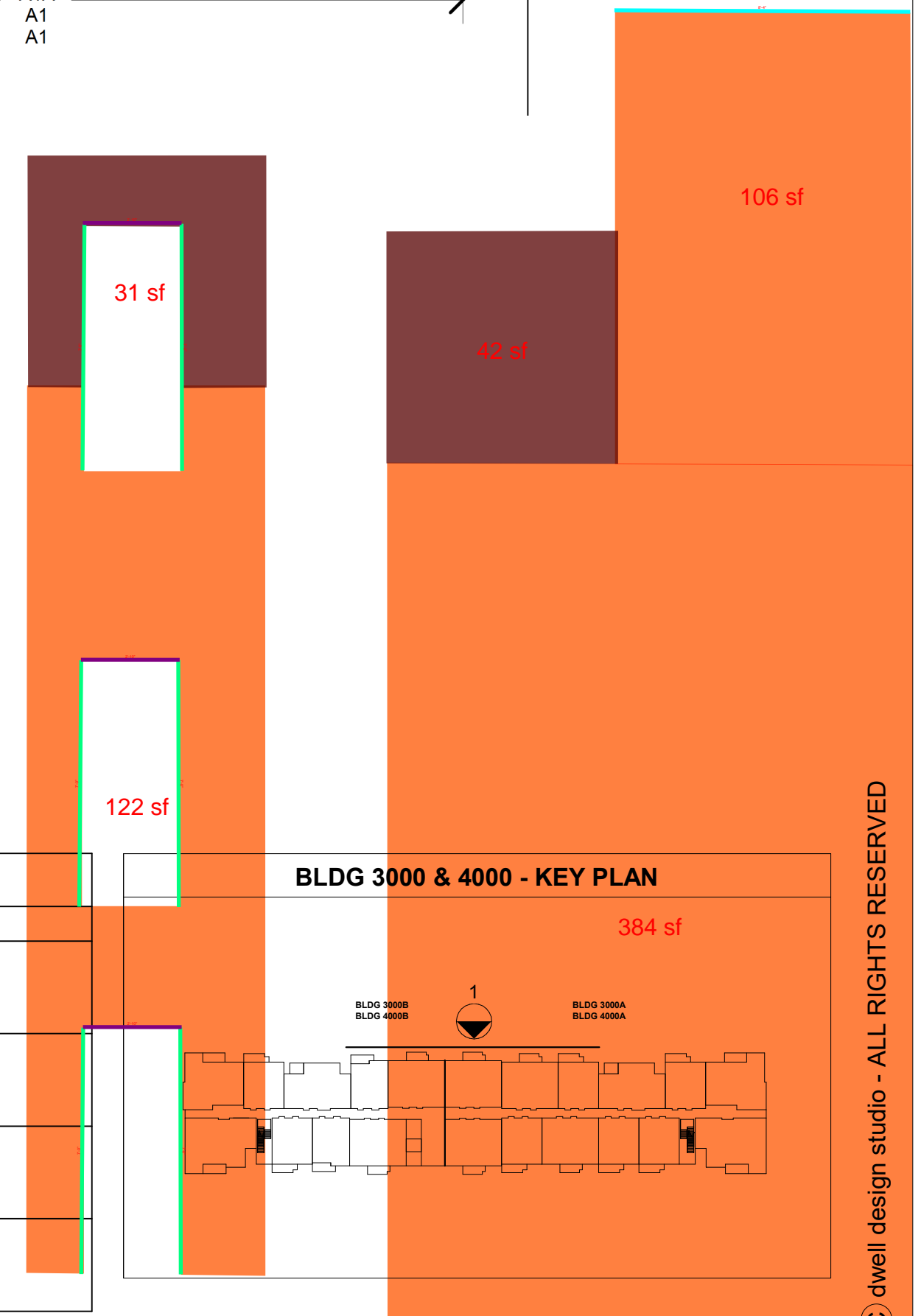
BLDG 3000 & 4000  
 LEVEL 2  
 FFE = 12' - 0"

**ENLARGED REAR (MIDDLE) ELEVATION - BUILDING 3000A & 4000A**  
 1/4" = 1'-0"

**EXTERIOR FINISH KEY**

NO.	MATERIAL DESCRIPTION	NO.	MATERIAL DESCRIPTION	NO.	MATERIAL DESCRIPTION	NO.	MATERIAL DESCRIPTION
SV-1	STONE VENEER B.O.D. CORONADO COLOR: PRAIRIE STONE - GREY GRANITE	CP-1	FIBER CEMENT PANEL B.O.D. TBD COLOR: DARK GRAY	WB	WOODEN BRACKETS	CS-1	CAST STONE BAND
CFB-1	FIBER CEMENT PANEL WITH REVEALS B.O.D. TBD COLOR: WHITE	LS-1	FIBER CEMENT LAP SIDING - 10' EXPOSURE B.O.D. WOODTONE ALLURA COLOR: TBD	SF	STOREFRONT - ANODIZED	MTC-2	METAL COPING COLOR: WHITE
CFB-2	FIBER CEMENT PANEL WITH REVEALS B.O.D. TBD COLOR: LIGHT GRAY	LS-2	FIBER CEMENT LAP SIDING - MIN. 7' EXPOSURE B.O.D. TBD COLOR: GRAY	GAR	GARAGE DOOR	STR	STANDING SEAM ROOF COLOR: DARK GRAY
CFB-3	FIBER CEMENT PANEL WITH REVEALS B.O.D. TBD COLOR: DARK GRAY	STP	3 LINE STEEL PICKET RAILING TOP SURFACE MOUNT DWELL DESIGN AS NEEDED	MTC-1	METAL COPING COLOR: DARK GRAY		

**BLDG 3000 & 4000 - KEY PLAN**



P:\2018\1827501\_Crowne - Rio Vista, Co Springs\07\_Milestone\Permitting\BUILDING 3000-4000\Crowne-RioVista\_R18\_Arch\_detailed 3000-4000.rvt 11/23/2021 6:21:30 PM

© dwell design studio - ALL RIGHTS RESERVED




Legend		
Description	Quantity	Unit
Cementitious board trim 5/4 x 12"	40.22	ft
CFB-1	3,122	sf
CFB-1 (x4)	100	sf
CFB-2	656	sf
CFB-3	623	sf
Door Sides	195.27	ft
Door Top	45.33	ft
Horizontal Joints	771.74	ft
LS-1	239	sf
LS-2	92	sf
Vertical Joints	2,138.06	ft

A DEVELOPMENT FOR

**Crowne**

ISSUE	DATE	DESCRIPTION	INCLUDED
09/05/2019	SCHEMATIC DESIGN		
09/25/2019	DESIGN DEVELOPMENT		
10/02/2019	REV. 001		
11/01/2019	PERMITS		
01/07/2021	REV. 1 - PERMIT COMMENTS		
06/02/2021	REV. 2 - PERMIT COMMENTS		
10/27/2021	REV. 3 - PERMIT COMMENTS		
11/22/2021	ISSUED FOR CONSTRUCTION		

REVISION	DATE	DESCRIPTION	REV

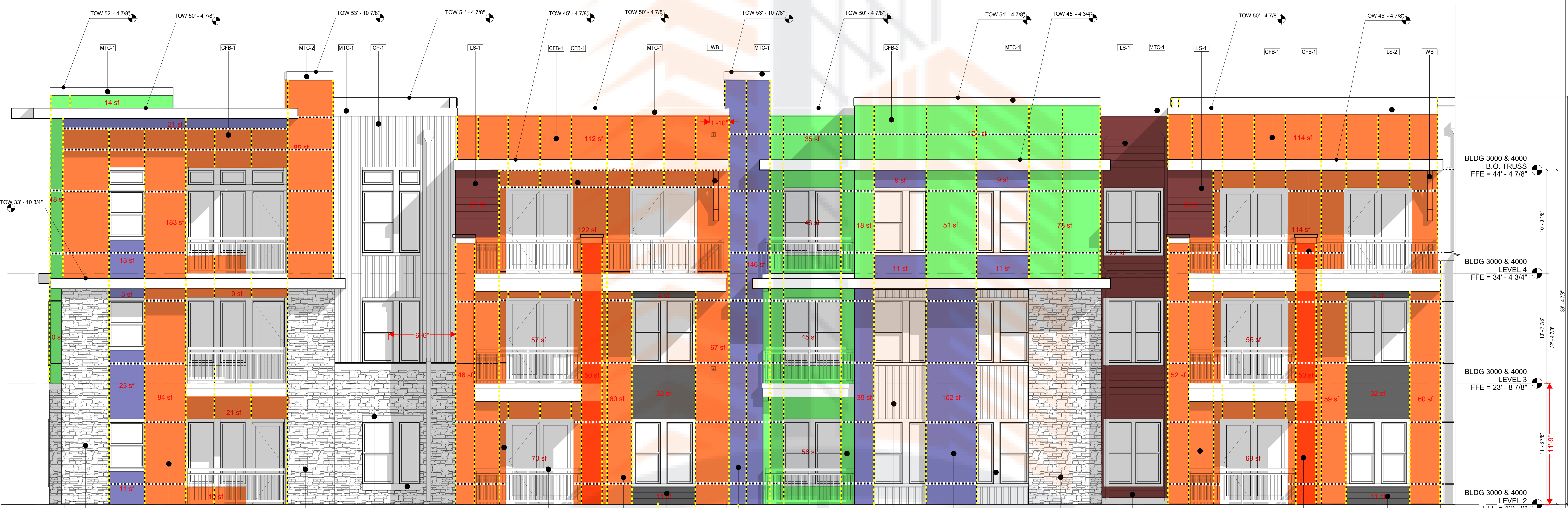


DATE: 01/13/21  
 THE DRAWING AND ASSOCIATED DOCUMENTS ARE THE EXCLUSIVE PROPERTY OF DWELL DESIGN STUDIO, LLC. ANY REUSE OR REPRODUCTION OF ANY PART OF THIS DRAWING WITHOUT THE WRITTEN PERMISSION OF DWELL DESIGN STUDIO, LLC IS STRICTLY PROHIBITED. THIS DRAWING IS TO BE USED ONLY FOR THE PROJECT AND SITE SPECIFICALLY IDENTIFIED HEREIN. ANY OTHER USE OF THIS DRAWING WITHOUT THE WRITTEN PERMISSION OF DWELL DESIGN STUDIO, LLC IS STRICTLY PROHIBITED. DWELL DESIGN STUDIO, LLC IS NOT RESPONSIBLE FOR THE ACCURACY OF ANY INFORMATION PROVIDED BY OTHERS. DWELL DESIGN STUDIO, LLC IS NOT RESPONSIBLE FOR THE CONSTRUCTION OF THE PROJECT OR FOR THE PERFORMANCE OF THE PROJECT. DWELL DESIGN STUDIO, LLC IS NOT RESPONSIBLE FOR THE CONSTRUCTION OF THE PROJECT OR FOR THE PERFORMANCE OF THE PROJECT.

**BUILDING 3000 & 4000 - ENLARGED BUILDING ELEVATIONS**

JOB NUMBER: 1827501  
 DRAWN BY: Author  
 CHECKED BY: Checker

**AR3448**  
 ISSUE FOR CONSTRUCTION




BLDG 3000 & 4000  
 B.O. TRUSS  
 FFE = 44' - 4 7/8"

BLDG 3000 & 4000  
 LEVEL 4  
 FFE = 34' - 4 3/4"

BLDG 3000 & 4000  
 LEVEL 3  
 FFE = 23' - 8 7/8"

BLDG 3000 & 4000  
 LEVEL 2  
 FFE = 12' - 0"



P:\2018\1827501\_Crowne - Rio Vista, Co Springs\07\_Misc\Permitting\Building\3000-4000\Crowne-RioVista\_R18\_Arch\_Developed\_3000-4000.rvt  
 1/23/2021 1:21:41 PM

© dwell design studio - ALL RIGHTS RESERVED

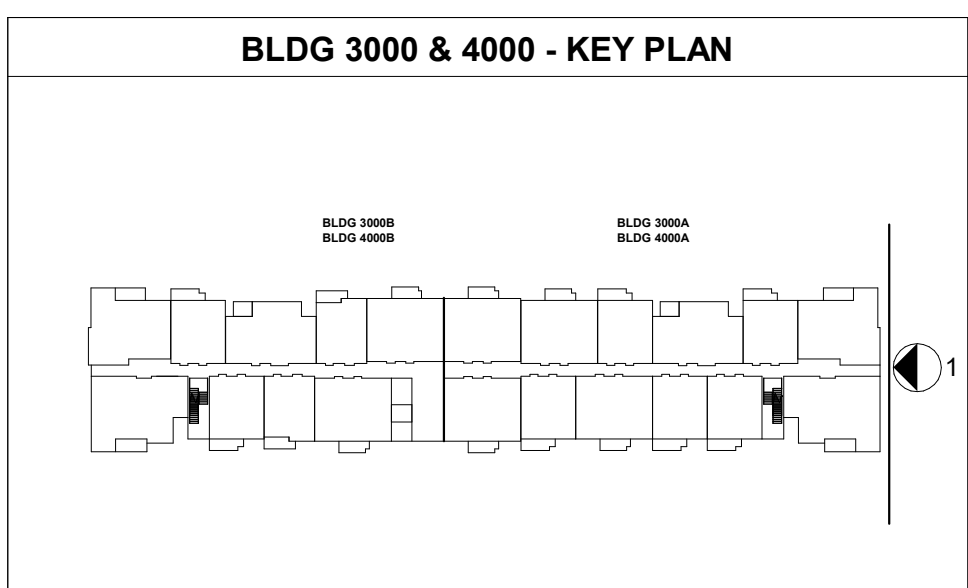


Legend		
Description	Quantity	Unit
CFB-1	424	sf
CFB-2	549	sf
Horizontal Joints	206.37	ft
LS-1	413	sf
LS-2	118	sf
Vertical Joints	326.80	ft



1 ENLARGED RIGHT ELEVATION - BUILDING 3000A & 4000A  
1/4" = 1'-0"

EXTERIOR FINISH KEY					
NO.	MATERIAL DESCRIPTION	NO.	MATERIAL DESCRIPTION	NO.	MATERIAL DESCRIPTION
SV-1	STONE VENEER B.O.D. CORONADO COLOR: PRAIRIE STONE - GREY GRANITE	CP-1	CORRUGATED METAL PANEL B.O.D. TBD COLOR: DARK GRAY	WB	WOODEN BRACKETS
CFB-1	FIBER CEMENT PANEL WITH REVEALS B.O.D. TBD COLOR: WHITE	LS-1	FIBER CEMENT LAP SIDING - 10' EXPOSURE B.O.D. WOODSTONE ALLURA COLOR: TBD	SF	STOREFRONT - ANODIZED
CFB-2	FIBER CEMENT PANEL WITH REVEALS B.O.D. TBD COLOR: LIGHT GRAY	LS-2	FIBER CEMENT LAP SIDING - MIN. 7' EXPOSURE B.O.D. TBD COLOR: GRAY	GAR	GARAGE DOOR
CFB-3	FIBER CEMENT PANEL WITH REVEALS B.O.D. TBD COLOR: DARK GRAY	STP	3 LINE STEEL PICKET RAILING TOP SURFACE MOUNT DWELL DESIGN AS NEEDED	MTC-1	METAL COPING COLOR: DARK GRAY
				CS-1	CAST STONE BAND
				STR	STANDING SEAM ROOF COLOR: DARK GRAY



A DEVELOPMENT FOR

**Crowne**

ISSUE	DATE	DESCRIPTION	INCLUDED
09/05/2019		SCHEMATIC DESIGN	X
09/25/2019		DESIGN DEVELOPMENT	X
10/20/2019		REV. 001	X
01/13/2021		REV. 1 - PERMIT COMMENTS	X
08/04/2021		REV. 2 - PERMIT COMMENTS	X
10/27/2021		REV. 3 - PERMIT COMMENTS	X
11/23/2021		ISSUED FOR CONSTRUCTION	X

REVISION	DATE	DESCRIPTION	REV



01/13/21

THESE DRAWINGS ARE ASSUMED TO BE ACCURATE AND THE EXCLUSIVE PROPERTY OF DWELL DESIGN STUDIO. ANY REUSE OR MODIFICATION OF THESE DRAWINGS WITHOUT THE WRITTEN CONSENT OF DWELL DESIGN STUDIO IS STRICTLY PROHIBITED. THE USER OF THESE DRAWINGS SHALL BE RESPONSIBLE FOR OBTAINING ALL NECESSARY PERMITS AND FOR VERIFYING THE ACCURACY OF ALL INFORMATION PROVIDED HEREIN. DWELL DESIGN STUDIO SHALL NOT BE RESPONSIBLE FOR ANY ERRORS OR OMISSIONS IN THESE DRAWINGS. THE USER OF THESE DRAWINGS SHALL BE RESPONSIBLE FOR OBTAINING ALL NECESSARY PERMITS AND FOR VERIFYING THE ACCURACY OF ALL INFORMATION PROVIDED HEREIN. DWELL DESIGN STUDIO SHALL NOT BE RESPONSIBLE FOR ANY ERRORS OR OMISSIONS IN THESE DRAWINGS.

**BUILDING 3000 & 4000 - ENLARGED BUILDING ELEVATIONS**

JOB NUMBER: 1827501

DRAWN BY: Author  
CHECKED BY: Checker

**AR3449**  
ISSUE FOR CONSTRUCTION


P:\2018\1827501\_Crowne - Rio Vista, Co Springs\07\_Milestones\Permitting-Building-Building-3000-4000\Crowne-RioVista\_R18\_Arch\_Enhanced\_3000-4000.rvt  
1/23/2021 6:21:51 PM

© dwell design studio - ALL RIGHTS RESERVED



ISSUE	DATE	DESCRIPTION	INCLUDED
09/16/2019		SCHEMATIC DESIGN	X
09/22/2019		DESIGN DEVELOPMENT	X
10/23/2019		50% PERMITS	X
11/13/2019		PERMITS	X
01/13/2021		REV 1 - PERMIT COMMENTS	X
06/04/2021		REV 2 - PERMIT COMMENTS	X
10/23/2021		REV 3 - PERMIT COMMENTS	X
11/02/2021		ISSUED FOR CONSTRUCTION	X

REVISION	DATE	DESCRIPTION	REV



01/13/21

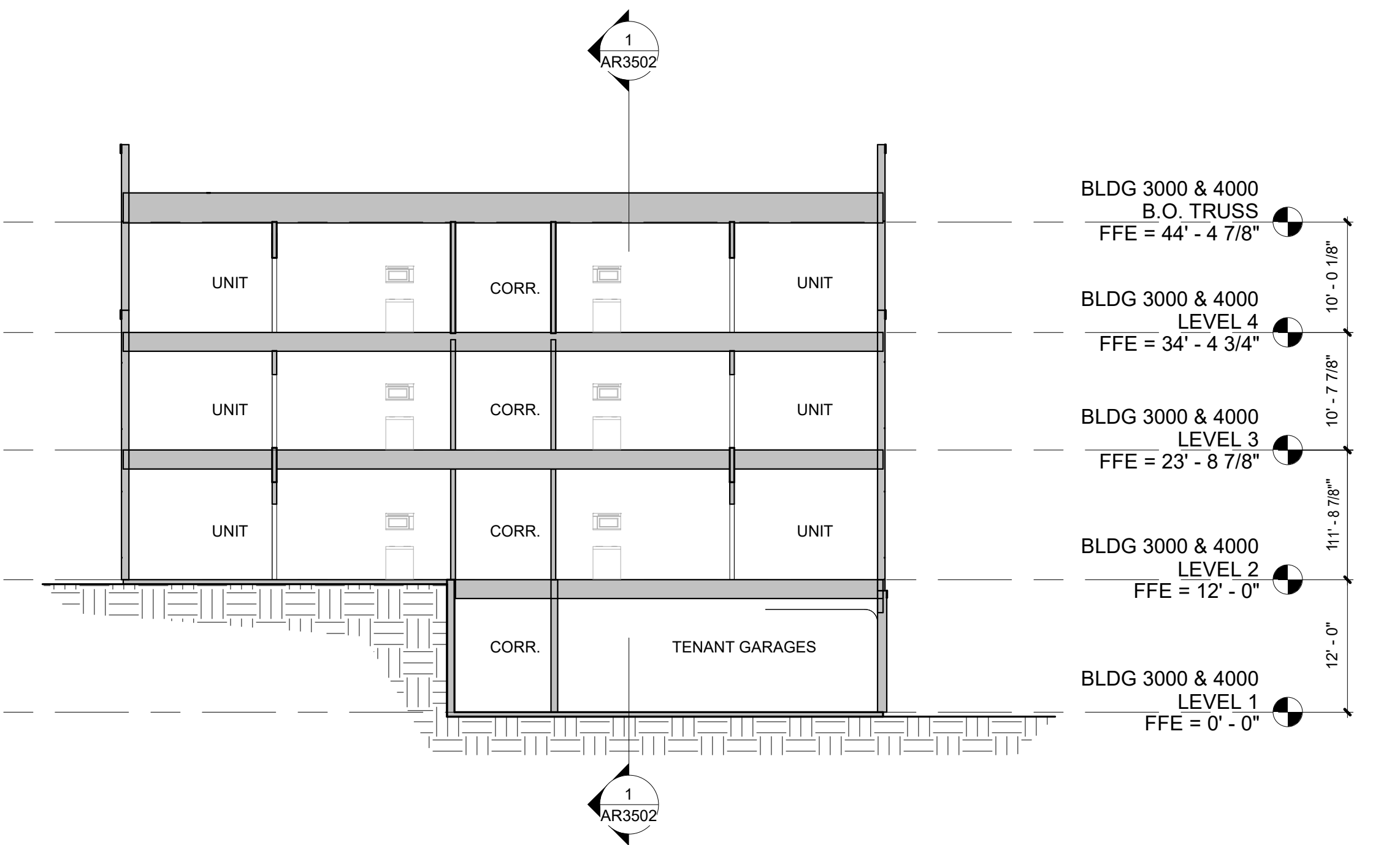
THIS DRAWING AND ASSOCIATED DOCUMENTS ARE THE SOLE PROPERTY OF DWELL DESIGN STUDIO, AND MAY NOT BE REPRODUCED OR TRANSMITTED IN ANY FORM OR BY ANY MEANS, ELECTRONIC OR MECHANICAL, INCLUDING PHOTOCOPYING, RECORDING, OR BY ANY INFORMATION STORAGE AND RETRIEVAL SYSTEM, WITHOUT THE WRITTEN PERMISSION OF DWELL DESIGN STUDIO. ALL RIGHTS RESERVED.

PROJECT NAME:  
**BLDG 3000 & 4000 - BUILDING SECTIONS**

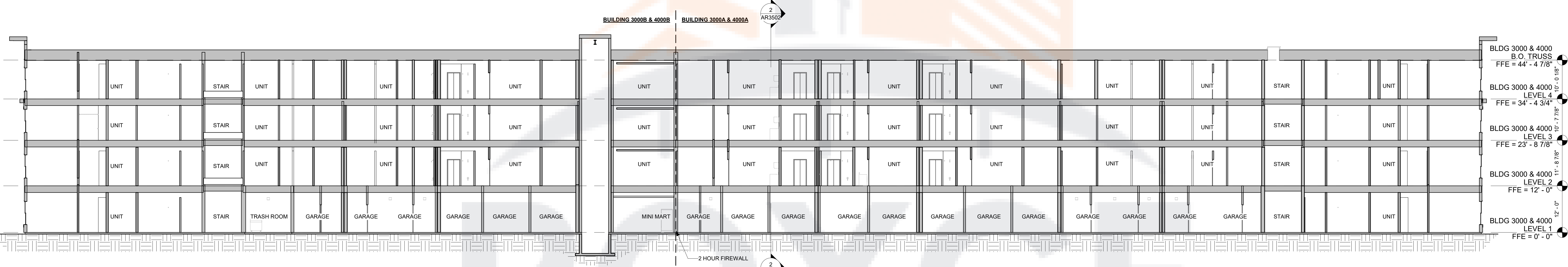
JOB NUMBER: 1827501

DRAWN BY: Author  
CHECKED BY: Checker

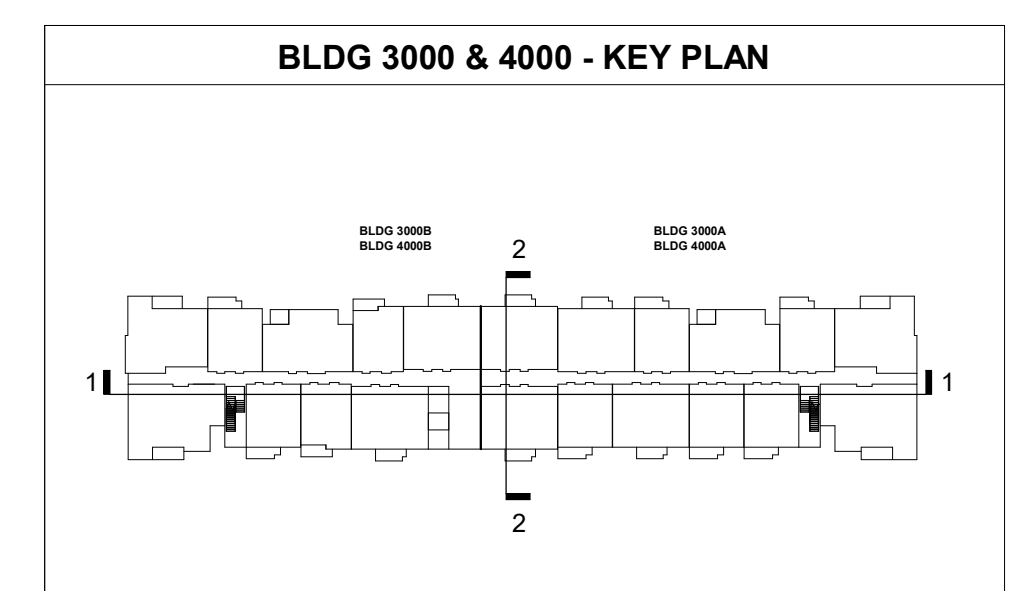
**AR3502**  
ISSUE FOR CONSTRUCTION



**2 BLDG 3000 & 4000 LATERAL BUILDING SECTION**  
3/32" = 1'-0"



**1 BLDG 3000 & 4000 LONGITUDINAL BUILDING SECTION**  
3/32" = 1'-0"



© dwell design studio - ALL RIGHTS RESERVED


1/23/2021 6:34:23 PM P:\2018\1827501\Crowne - Rio Vista, Co Springs\07\_Milestone\Permitting\BUILDING 3000-4000\Crowne-RioVista\_R18\_Arch\_detached 3000-4000.rvt





ISSUE	DESCRIPTION	INCLUDED
01/13/21	SCHEMATIC DESIGN	X
02/02/21	DESIGN DEVELOPMENT	X
04/08/21	PERMITS	X
07/13/21	REV 1 - PERMIT COMMENTS	X
08/05/21	REV 2 - PERMIT COMMENTS	X
10/23/21	REV 3 - PERMIT COMMENTS	X
11/02/21	ISSUED FOR CONSTRUCTION	X

REVISION	DESCRIPTION	REV



01/13/21

THESE DRAWINGS AND ASSOCIATED DOCUMENTS ARE THE EXCLUSIVE PROPERTY OF DWELL DESIGN STUDIO, AND ANY REUSE OR REPRODUCTION OF THESE DRAWINGS OR DOCUMENTS WITHOUT THE WRITTEN PERMISSION OF DWELL DESIGN STUDIO IS STRICTLY PROHIBITED. THESE DRAWINGS ARE NOT TO BE USED FOR ANY OTHER PROJECTS WITHOUT THE WRITTEN PERMISSION OF DWELL DESIGN STUDIO.

SCALE: AS SHOWN ON THE DRAWINGS AND AS NOTED IN THE DRAWINGS. DIMENSIONS SHALL BE TO FACE UNLESS OTHERWISE NOTED.

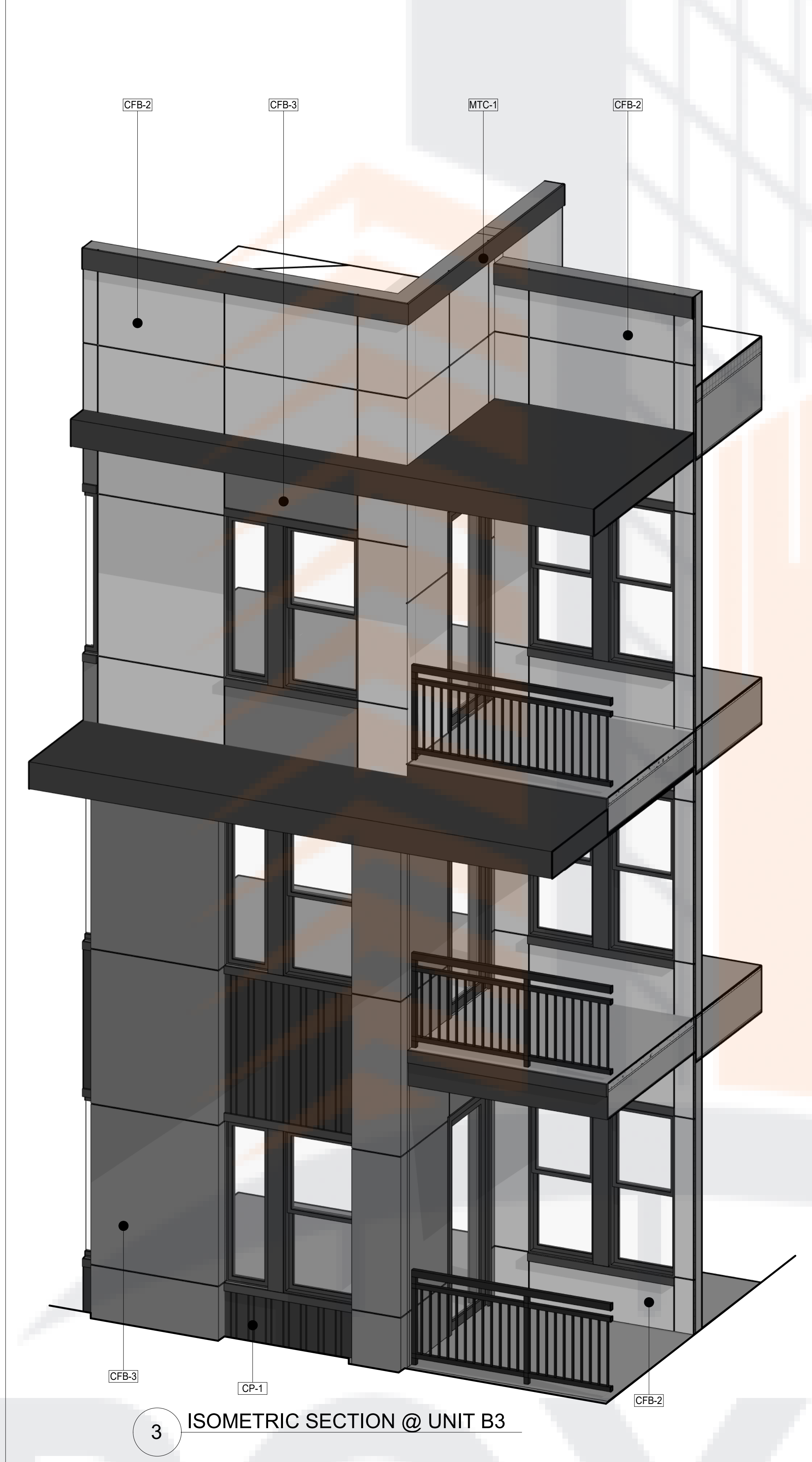
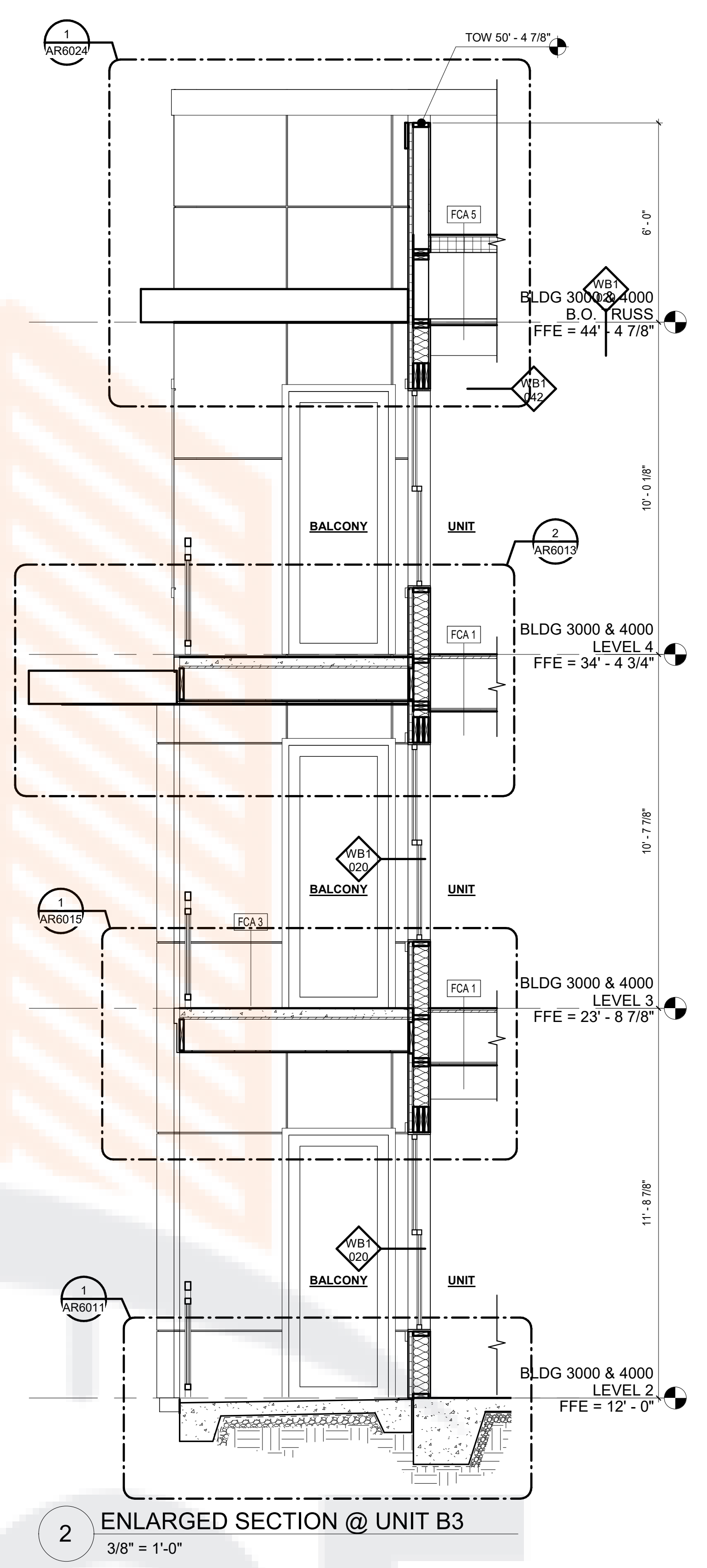
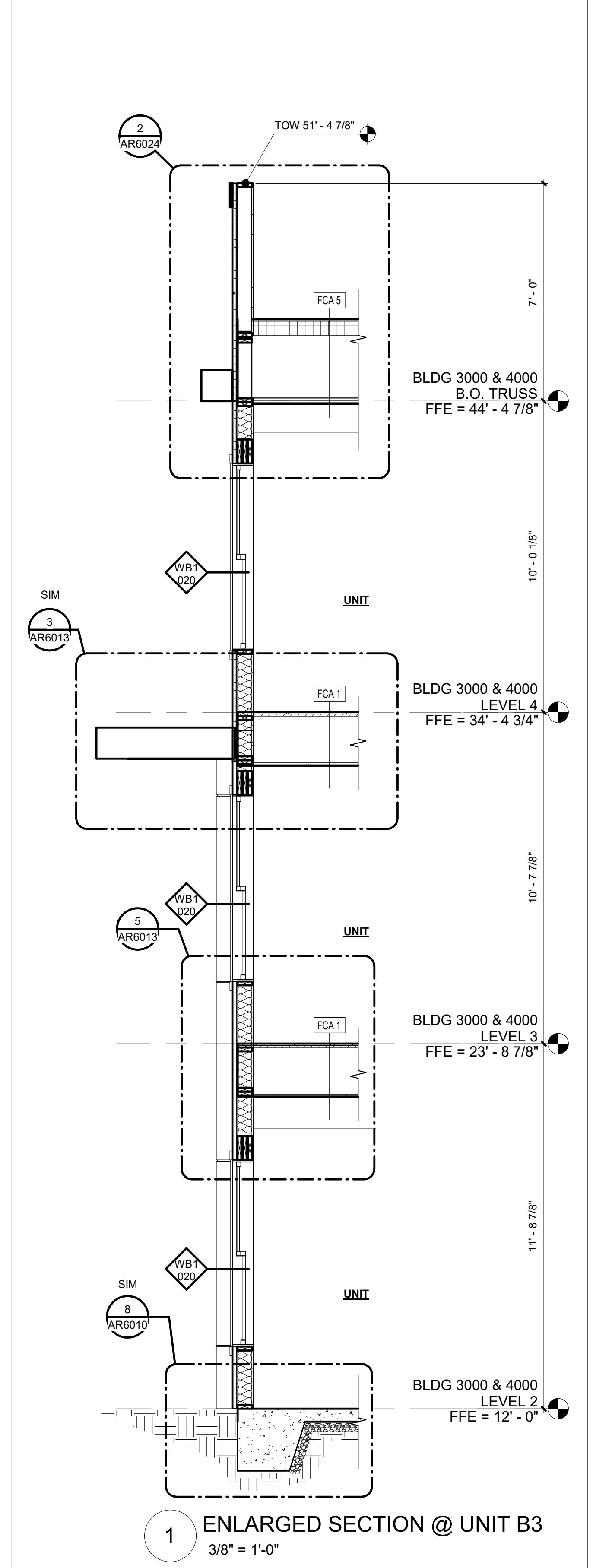
BLDG 3000 & 4000 WALL SECTIONS

JOB NUMBER: 1827501

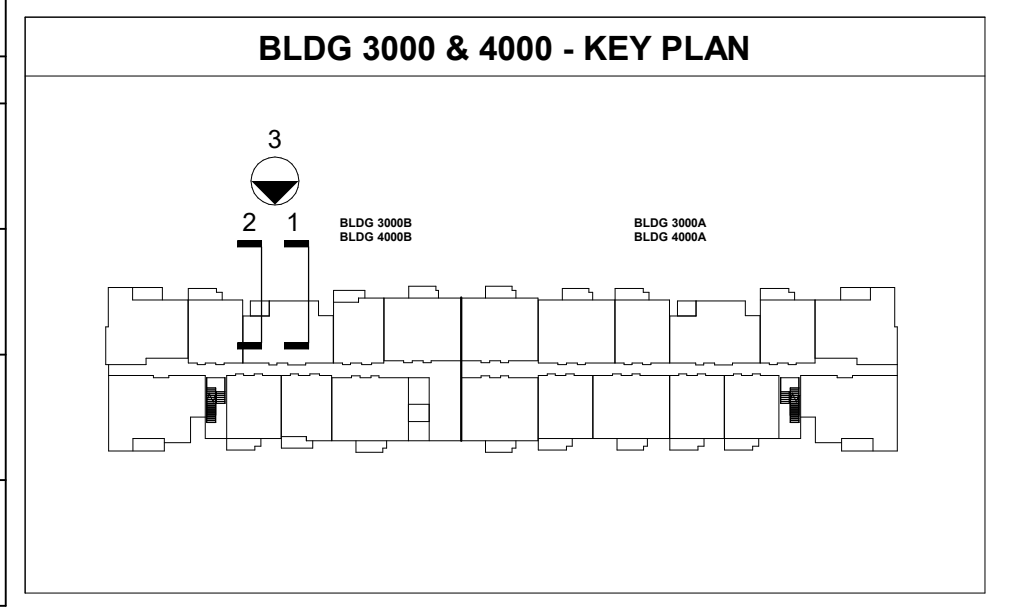
DRAWN BY: Author  
CHECKED BY: Checker

AR3530  
ISSUE FOR CONSTRUCTION

© dwell design studio - ALL RIGHTS RESERVED



EXTERIOR FINISH KEY			
NO.	MATERIAL DESCRIPTION	NO.	MATERIAL DESCRIPTION
SV-1	STONE VENEER B.O.D.: CORONADO COLOR: PRAIRIE STONE - GREY GRANITE	CP-1	CORRUGATED METAL PANEL B.O.D.: TBD COLOR: DARK GRAY
CFB-1	FIBER CEMENT PANEL WITH REVEALS B.O.D.: TBD COLOR: WHITE	LS-1	FIBER CEMENT LAP SIDING - 10" EXPOSURE B.O.D.: WOODTONE ALLURA COLOR: TBD
CFB-2	FIBER CEMENT PANEL WITH REVEALS B.O.D.: TBD COLOR: LIGHT GRAY	LS-2	FIBER CEMENT LAP SIDING - MIN. 7" EXPOSURE B.O.D.: TBD COLOR: GRAY
CFB-3	FIBER CEMENT PANEL WITH REVEALS B.O.D.: TBD COLOR: DARK GRAY	STP	3 LINE STEEL PICKET RAILING TOP SURFACE MOUNT DWELL DESIGN AS NEEDED
WB	WOODEN BRACKETS	SF	STOREFRONT - ANODIZED
CS-1	CAST STONE BAND	GAR	GARAGE DOOR
MTC-2	METAL COPING COLOR: WHITE	MTC-1	METAL COPING COLOR: DARK GRAY
STR	STANDING SEAM ROOF COLOR: DARK GRAY		



1/23/2021 6:24:30 PM P:\2018\1827501 Crowne - Rio Vista, Co Springs\07\_Milestones\Permitting\BUILDING-3000-4000\Crowne-RioVista\_R18\_Arch\_detached\_3000-4000.rvt



ISSUE	DATE	DESCRIPTION	INCLUDED
09/05/2019		SCHEMATIC DESIGN	X
02/05/2020		DESIGN DEVELOPMENT	X
04/02/2020		PERMITS	X
07/02/2021		REV 1 - PERMIT COMMENTS	X
08/02/2021		REV 2 - PERMIT COMMENTS	X
10/22/2021		REV 3 - PERMIT COMMENTS	X
11/22/2021		ISSUED FOR CONSTRUCTION	X



01/13/21

**BLDG 3000 & 4000 WALL SECTIONS**

JOB NUMBER: 1827501

DRAWN BY: Author  
 CHECKED BY: Checker

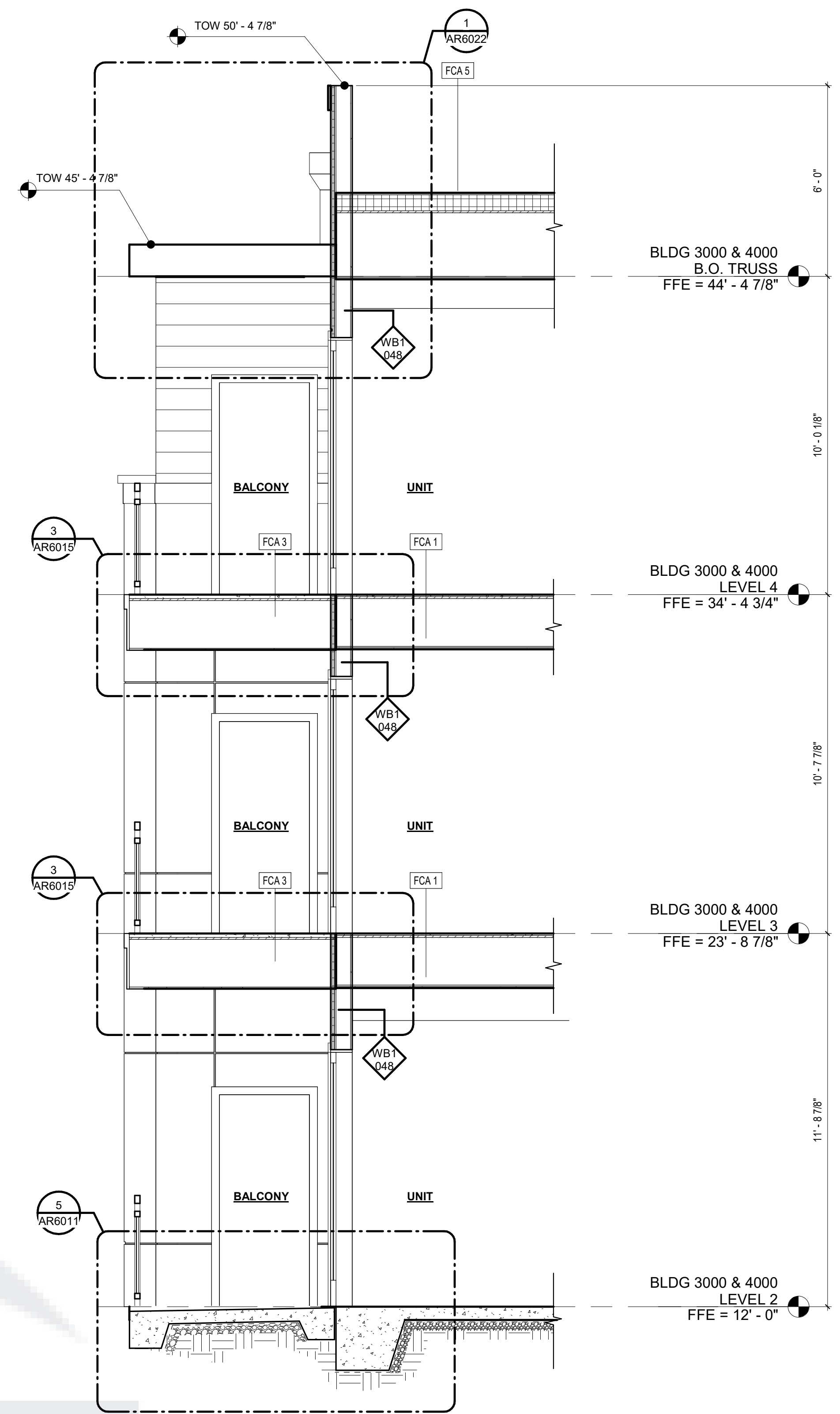
AR3531  
 ISSUE FOR CONSTRUCTION



3 ISOMETRIC SECTION @ UNIT A2

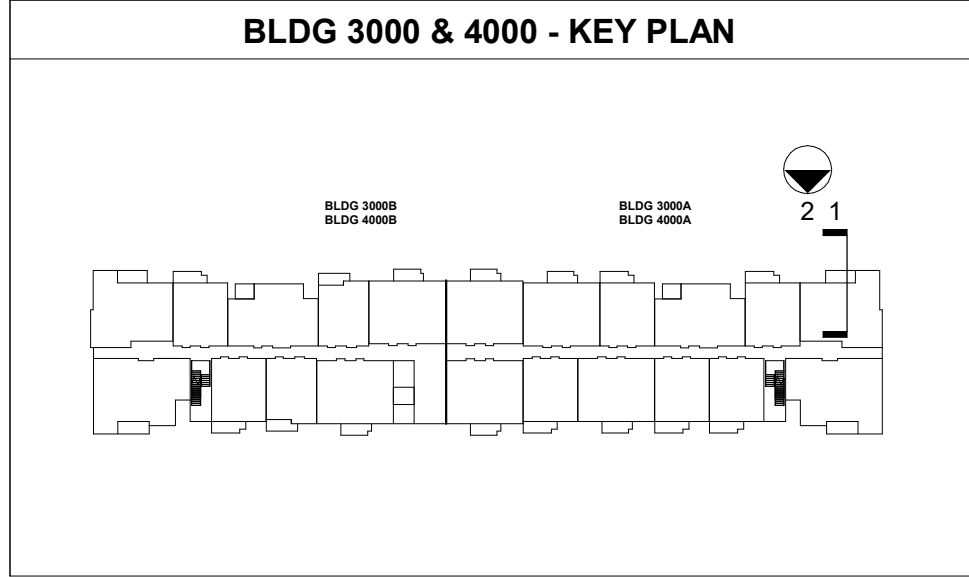


2 ENLARGED ELEVATION @ UNIT A2  
 3/8" = 1'-0"



1 ENLARGED SECTION @ UNIT A2  
 3/8" = 1'-0"

EXTERIOR FINISH KEY			
NO.	MATERIAL DESCRIPTION	NO.	MATERIAL DESCRIPTION
SV-1	STONE VENEER B.O.D: CORONADO COLOR: PRAIRIE STONE - GREY GRANITE	CP-1	CORRUGATED METAL PANEL B.O.D: TBD COLOR: DARK GRAY
CFB-1	FIBER CEMENT PANEL WITH REVEALS B.O.D: TBD COLOR: WHITE	LS-1	FIBER CEMENT LAP SIDING - 10' EXPOSURE B.O.D: WOODTONE ALLURA COLOR: TBD
CFB-2	FIBER CEMENT PANEL WITH REVEALS B.O.D: TBD COLOR: LIGHT GRAY	LS-2	FIBER CEMENT LAP SIDING - MIN. 7' EXPOSURE B.O.D: TBD COLOR: GRAY
CFB-3	FIBER CEMENT PANEL WITH REVEALS B.O.D: TBD COLOR: DARK GRAY	STP	3 LINE STEEL PICKET RAILING B.O.D: TBD DWELL DESIGN AS NEEDED
		WB	WOODEN BRACKETS
		SF	STOREFRONT - ANODIZED
		GAR	GARAGE DOOR
		MTC-1	METAL COPING COLOR: DARK GRAY
		CS-1	CAST STONE BAND
		MTC-2	METAL COPING COLOR: WHITE
		STR	STANDING SEAM ROOF COLOR: DARK GRAY





**CROWNE AT RIO VISTA**  
 COLORADO SPRINGS, CO

AN DEVELOPMENT FOR

*Crowne*

ISSUE	DATE	DESCRIPTION	INCLUDED
09/05/2019		SCHEMATIC DESIGN	X
09/25/2019		DESIGN DEVELOPMENT	X
10/15/2019		REV. 001	X
11/11/2019		PERMITS	X
01/07/2021		REV. 1 - PERMIT COMMENTS	X
06/04/2021		REV. 2 - PERMIT COMMENTS	X
10/23/2021		REV. 3 - PERMIT COMMENTS	X
11/23/2021		ISSUED FOR CONSTRUCTION	X

REVISION	DATE	DESCRIPTION	REV



01/13/21

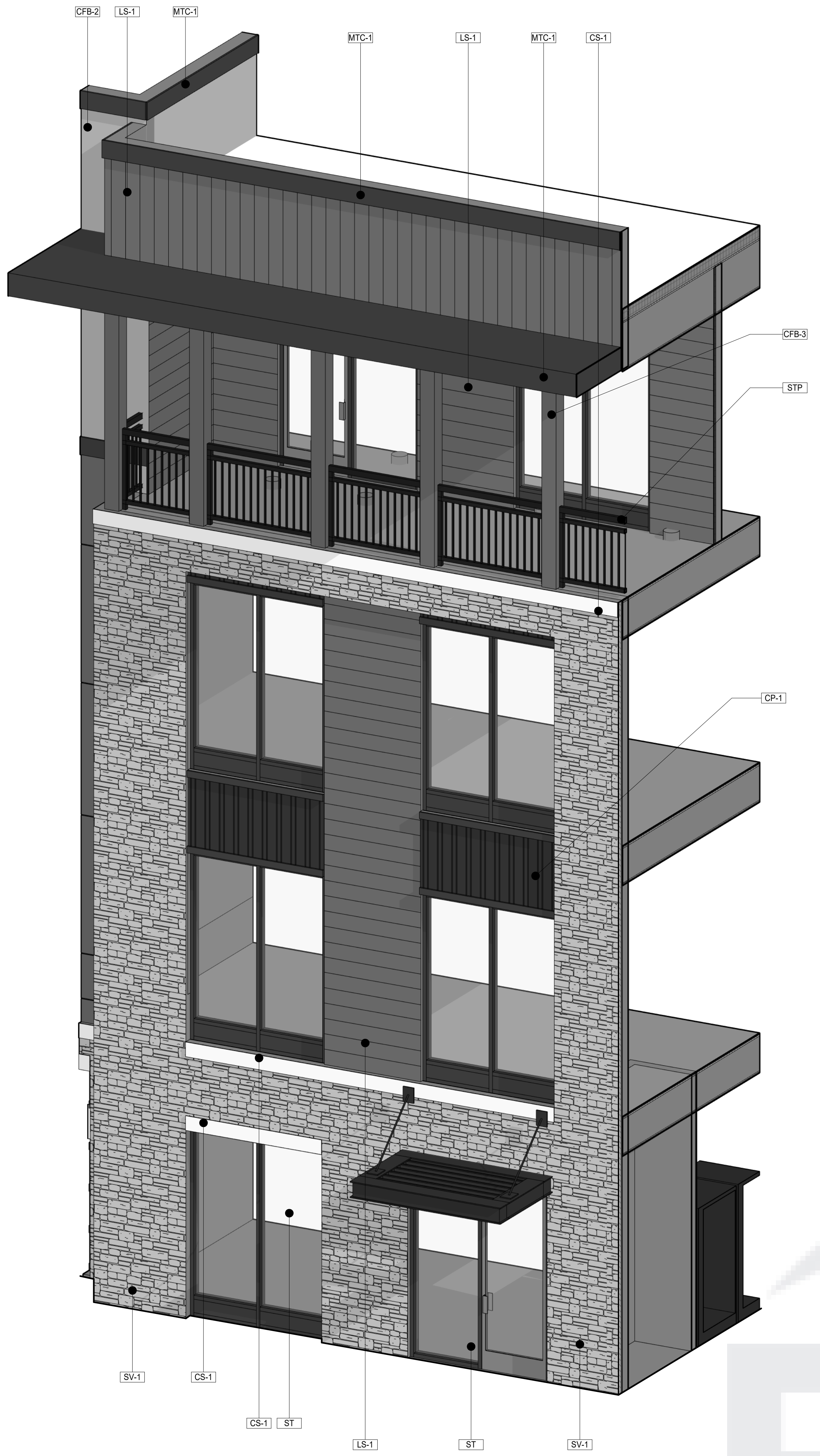
THIS DRAWING AND ASSOCIATED DOCUMENTS ARE THE EXCLUSIVE PROPERTY OF DWELL DESIGN STUDIO. ANY AND ALL REUSE OR REPRODUCTION OF ANY PART OF THIS DRAWING OR ANY INFORMATION CONTAINED HEREIN WITHOUT THE WRITTEN PERMISSION OF DWELL DESIGN STUDIO IS STRICTLY PROHIBITED. DWELL DESIGN STUDIO SHALL BE RESPONSIBLE FOR THE ACCURACY OF THIS DRAWING. THE USER OF THIS DRAWING SHALL BE RESPONSIBLE FOR OBTAINING ALL NECESSARY PERMITS AND FOR THE DESIGN OF WHICH THIS IS A PART.

**BLDG 3000 & 4000 WALL SECTIONS**

JOB NUMBER: 1827501

DRAWN BY: Author  
 CHECKED BY: Checker

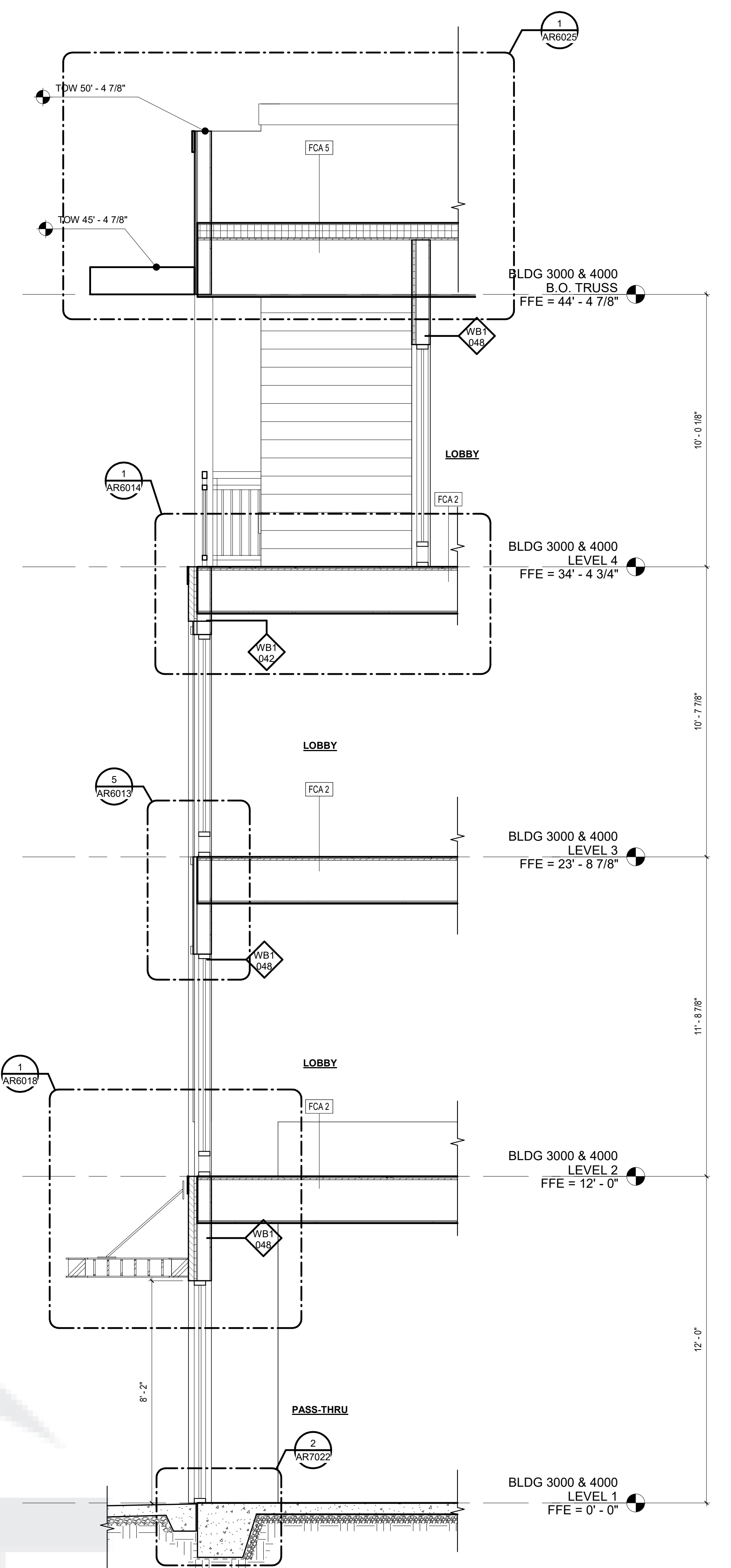
**AR3532**  
 ISSUE FOR CONSTRUCTION



**3 ISOMETRIC SECTION @ ENTRY**  
 3/8" = 1'-0"

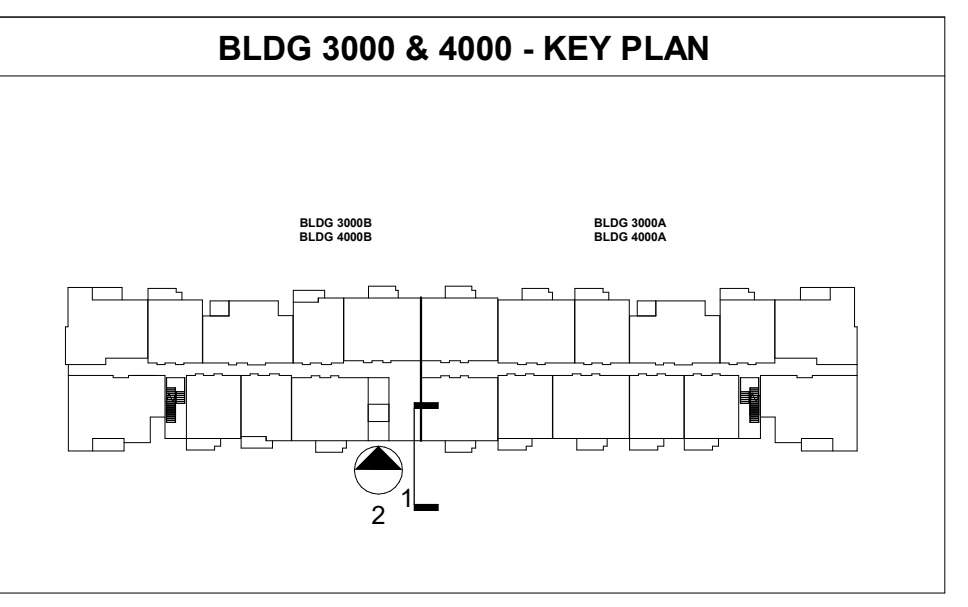


**2 ENLARGED ELEVATION @ ENTRY**  
 3/8" = 1'-0"



**1 ENLARGED SECTION @ ENTRY**  
 3/8" = 1'-0"

EXTERIOR FINISH KEY			
NO.	MATERIAL DESCRIPTION	NO.	MATERIAL DESCRIPTION
SV-1	STONE VENEER B.O.D: CORONADO COLOR: PRAIRIE STONE - GREY GRANITE	CP-1	CORRUGATED METAL PANEL B.O.D: TBD COLOR: DARK GRAY
CFB-1	FIBER CEMENT PANEL WITH REVEALS B.O.D: TBD COLOR: WHITE	LS-1	FIBER CEMENT LAP SIDING - 10' EXPOSURE B.O.D: WOODTONE ALLURA COLOR: TBD
CFB-2	FIBER CEMENT PANEL WITH REVEALS B.O.D: TBD COLOR: LIGHT GRAY	LS-2	FIBER CEMENT LAP SIDING - MIN. 7' EXPOSURE B.O.D: TBD COLOR: GRAY
CFB-3	FIBER CEMENT PANEL WITH REVEALS B.O.D: TBD COLOR: DARK GRAY	STP	3 LINE STEEL PICKET RAILING TOP SURFACE MOUNT DWELL DESIGN AS NEEDED
		WB	WOODEN BRACKETS
		SF	STOREFRONT - ANODIZED
		GAR	GARAGE DOOR
		MTC-1	METAL COPING COLOR: DARK GRAY
		CS-1	CAST STONE BAND
		MTC-2	METAL COPING COLOR: WHITE
		STR	STANDING SEAM ROOF COLOR: DARK GRAY



1/23/2021 6:34:43 PM P:\2018\1827501 Crowne - Rio Vista, Co Springs\07\_Milestones\Permitting\Building\BLDG 3000-4000\Crowne-RioVista\_R18\_Arch\_detached 3000-4000.rvt

© dwell design studio - ALL RIGHTS RESERVED



**CROWNE AT RIO VISTA**  
 COLORADO SPRINGS, CO

A DEVELOPMENT FOR  
**Crowne**

ISSUE	DATE	DESCRIPTION	INCLUDED
09/02/19		SCHEMATIC DESIGN	X
09/02/19		DESIGN DEVELOPMENT	X
04/02/20		REV. 001	X
07/02/21		REV. 002	X
08/02/21		REV. 003	X
10/02/21		REV. 004	X
11/02/21		REV. 005	X
12/02/21		ISSUED FOR CONSTRUCTION	X

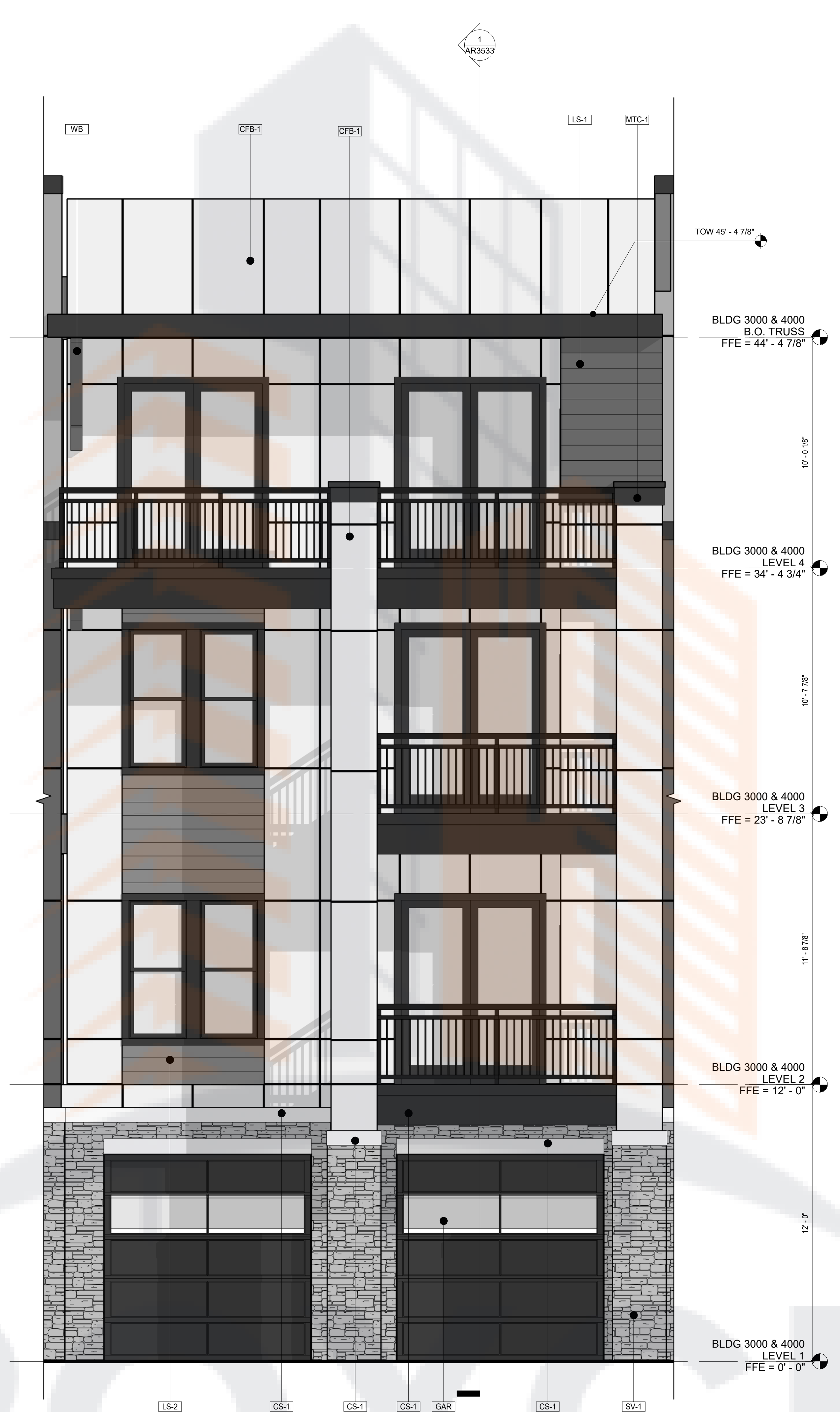


01/13/21

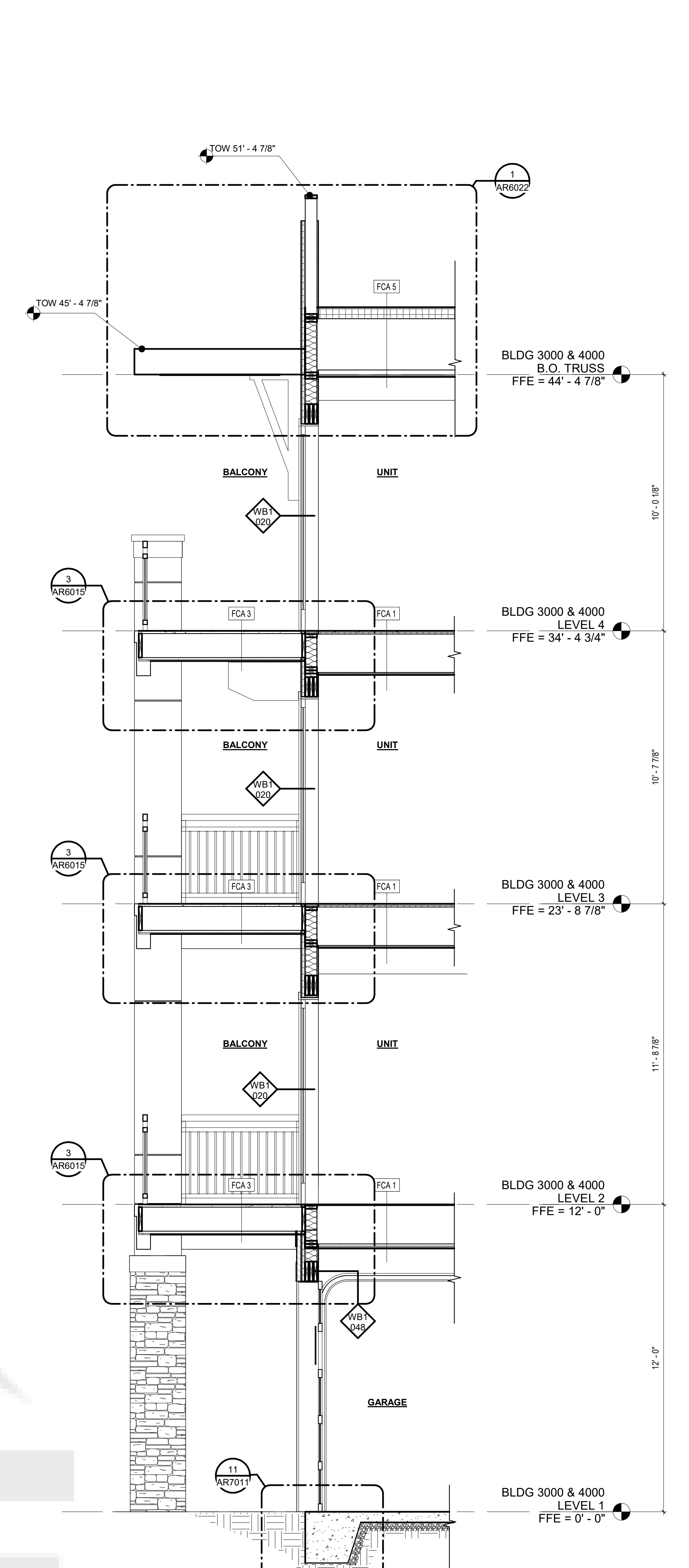
BLDG 3000 & 4000 WALL SECTIONS  
 JOB NUMBER: 1827501  
 DRAWN BY: Author  
 CHECKED BY: Checker  
**AR3533**  
 ISSUE FOR CONSTRUCTION



**3 ISOMETRIC SECTION @ UNIT A2**

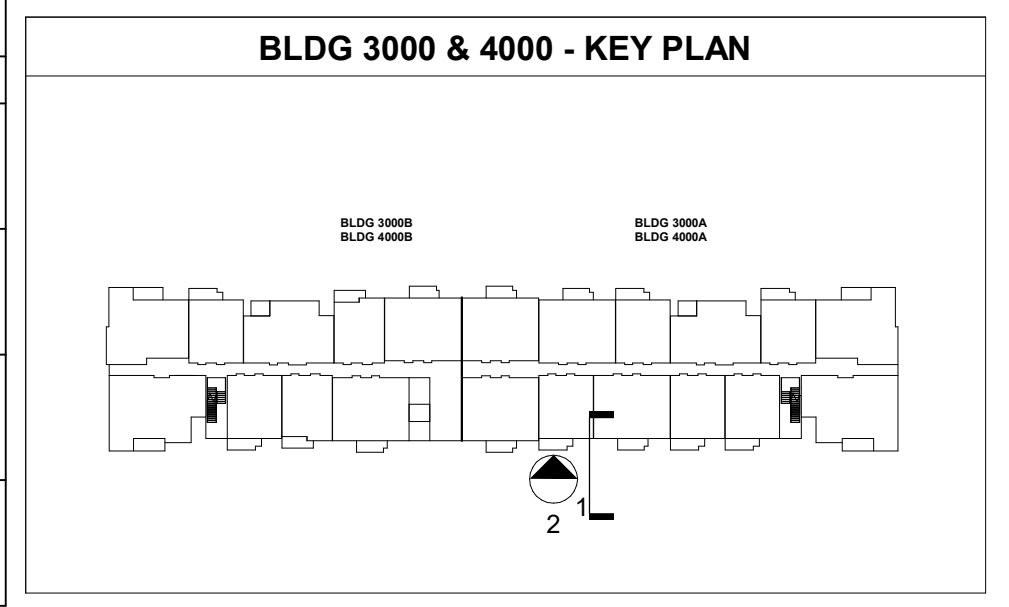


**2 ENLARGED ELEVATION @ UNIT A2**  
 3/8" = 1'-0"



**1 ENLARGED SECTION @ UNIT A2**  
 3/8" = 1'-0"

EXTERIOR FINISH KEY			
NO.	MATERIAL DESCRIPTION	NO.	MATERIAL DESCRIPTION
SV-1	STONE VENEER B.O.D: CORONADO COLOR: PRAIRIE STONE - GREY GRANITE	CP-1	CORRUGATED METAL PANEL B.O.D: TBD COLOR: DARK GRAY
CFB-1	FIBER CEMENT PANEL WITH REVEALS B.O.D: TBD COLOR: WHITE	LS-1	FIBER CEMENT LAP SIDING - 10" EXPOSURE B.O.D: WOODTONE ALLURA COLOR: TBD
CFB-2	FIBER CEMENT PANEL WITH REVEALS B.O.D: TBD COLOR: LIGHT GRAY	LS-2	FIBER CEMENT LAP SIDING - MIN. 7" EXPOSURE B.O.D: TBD COLOR: GRAY
CFB-3	FIBER CEMENT PANEL WITH REVEALS B.O.D: TBD COLOR: DARK GRAY	STP	3 LINE STEEL PICKET RAILING TOP SURFACE MOUNT DWELL DESIGN AS NEEDED
		WB	WOODEN BRACKETS
		SF	STOREFRONT - ANODIZED
		GAR	GARAGE DOOR
		MTC-1	METAL COPING COLOR: DARK GRAY
		CS-1	CAST STONE BAND
		MTC-2	METAL COPING COLOR: WHITE
		STR	STANDING SEAM ROOF COLOR: DARK GRAY





**CROWNE AT RIO VISTA**  
 COLORADO SPRINGS, CO

A DEVELOPMENT FOR  
**Crowne**

ISSUE	DATE	DESCRIPTION	INCLUDED
09/05/2019		SCHEMATIC DESIGN	X
09/25/2019		DESIGN DEVELOPMENT	X
10/02/2019		50% PERMITS	X
11/11/2019		PERMITS	X
01/07/2021		REV 1 - PERMIT COMMENTS	X
06/04/2021		REV 2 - PERMIT COMMENTS	X
10/23/2021		REV 3 - PERMIT COMMENTS	X
11/23/2021		ISSUED FOR CONSTRUCTION	X

REVISION	DATE	DESCRIPTION	REV



01/13/21  
 DWG NAME: BLDG 3000 & 4000 WALL SECTIONS  
 THE DRAWING AND ASSOCIATED DOCUMENTS ARE THE EXCLUSIVE PROPERTY OF DWELL DESIGN STUDIO. ANY REUSE OR REPRODUCTION OF ANY PART OF THIS DRAWING WITHOUT THE WRITTEN PERMISSION OF DWELL DESIGN STUDIO IS STRICTLY PROHIBITED. THIS PROJECT AND THE SPECIALTY CONTRACTORS AND SUBS CONTRACTORS ARE NOT TO BE USED IN ANY OTHER PROJECT WITHOUT THE WRITTEN PERMISSION OF DWELL DESIGN STUDIO. THE CONTRACTOR SHALL BE RESPONSIBLE FOR OBTAINING ALL NECESSARY PERMITS AND APPROVALS FROM THE LOCAL, STATE AND FEDERAL AUTHORITIES. DWELL DESIGN STUDIO SHALL NOT BE RESPONSIBLE FOR ANY DELAYS OR COSTS INCURRED BY THE CONTRACTOR DUE TO THE CONTRACTOR'S FAILURE TO OBTAIN ALL NECESSARY PERMITS AND APPROVALS. DWELL DESIGN STUDIO SHALL NOT BE RESPONSIBLE FOR ANY DELAYS OR COSTS INCURRED BY THE CONTRACTOR DUE TO THE CONTRACTOR'S FAILURE TO OBTAIN ALL NECESSARY PERMITS AND APPROVALS.

**BLDG 3000 & 4000 WALL SECTIONS**

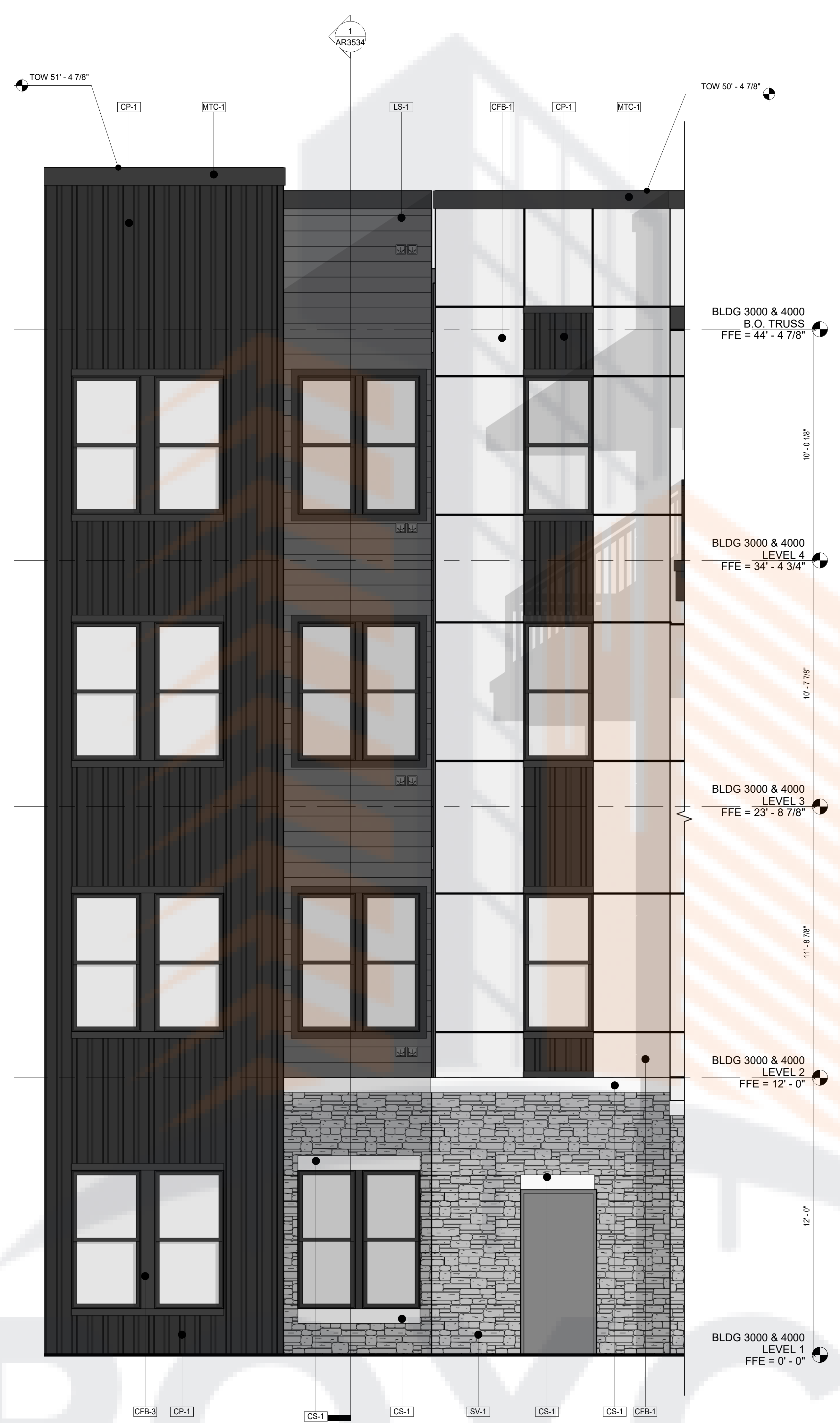
JOB NUMBER: 1827501

DRAWN BY: Author  
 CHECKED BY: Checker

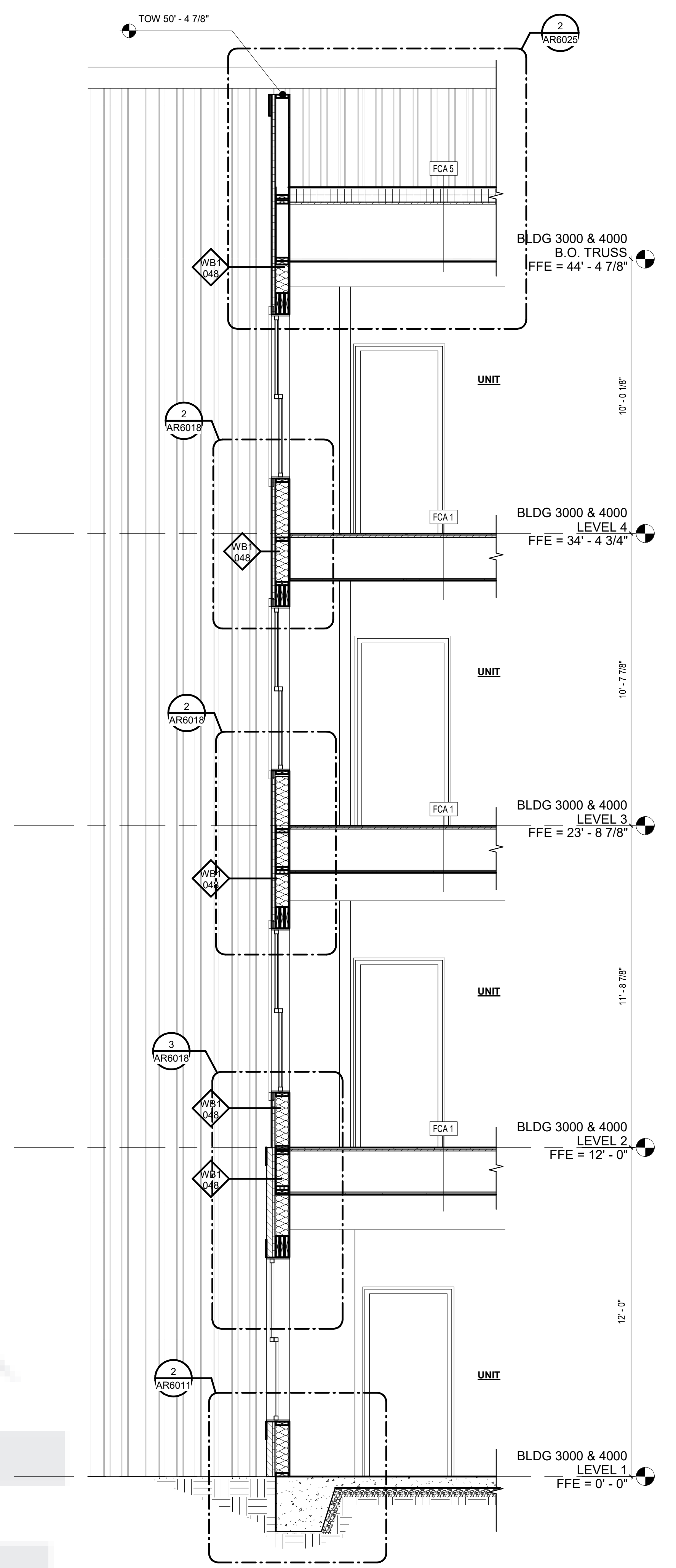
**AR3534**  
 ISSUE FOR CONSTRUCTION



**3 ISOMETRIC SECTION @ UNIT C1**

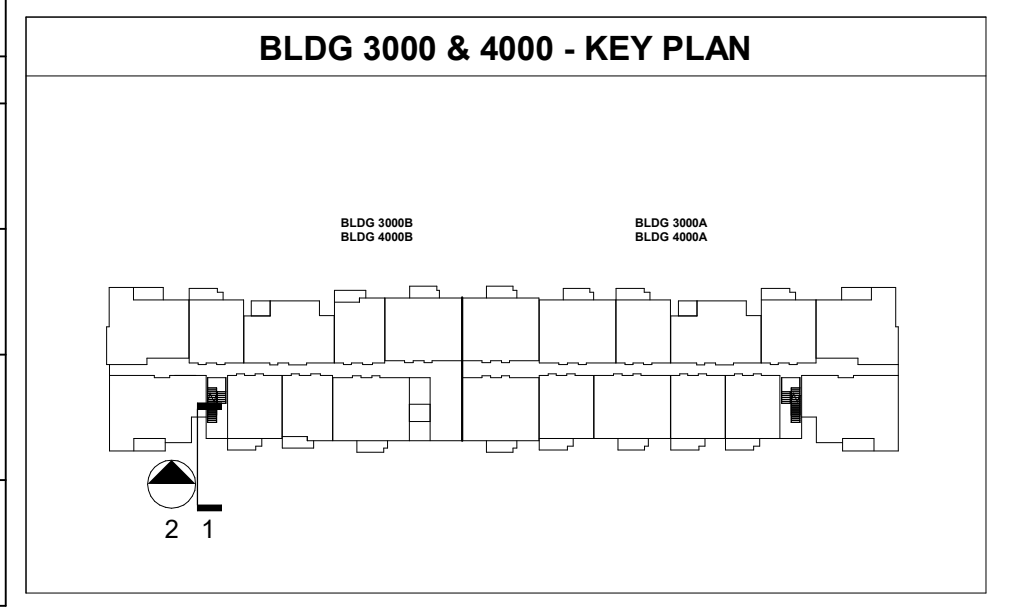


**2 ENLARGED ELEVATION @ UNIT C1**  
 3/8" = 1'-0"



**1 ENLARGED SECTION @ UNIT C1**  
 3/8" = 1'-0"

EXTERIOR FINISH KEY			
NO.	MATERIAL DESCRIPTION	NO.	MATERIAL DESCRIPTION
SV-1	STONE VENEER B.O.D: CORONADO COLOR: PRAIRIE STONE - GREY GRANITE	CP-1	CORRUGATED METAL PANEL B.O.D: TBD COLOR: DARK GRAY
CFB-1	FIBER CEMENT PANEL WITH REVEALS B.O.D: TBD COLOR: WHITE	LS-1	FIBER CEMENT LAP SIDING - 10" EXPOSURE B.O.D: WOODTONE ALLURA COLOR: TBD
CFB-2	FIBER CEMENT PANEL WITH REVEALS B.O.D: TBD COLOR: LIGHT GRAY	LS-2	FIBER CEMENT LAP SIDING - MIN. 7" EXPOSURE B.O.D: TBD COLOR: GRAY
CFB-3	FIBER CEMENT PANEL WITH REVEALS B.O.D: TBD COLOR: DARK GRAY	STP	3 LINE STEEL PICKET RAILING TOP SURFACE MOUNT DWELL DESIGN AS NEEDED
		WB	WOODEN BRACKETS
		SF	STOREFRONT - ANODIZED
		GAR	GARAGE DOOR
		MTC-1	METAL COPING COLOR: DARK GRAY
		CS-1	CAST STONE BAND
		MTC-2	METAL COPING COLOR: WHITE
		STR	STANDING SEAM ROOF COLOR: DARK GRAY





ISSUE	DATE	DESCRIPTION	INCLUDED
09/03/21	09/03/21	SCHEMATIC DESIGN	X
09/03/21	09/03/21	DESIGN DEVELOPMENT	X
09/03/21	09/03/21	PERMITS	X
09/03/21	09/03/21	REV 1 - PERMIT COMMENTS	X
09/03/21	09/03/21	REV 2 - PERMIT COMMENTS	X
11/23/21	11/23/21	ISSUED FOR CONSTRUCTION	X

REVISION	DATE	DESCRIPTION	REV

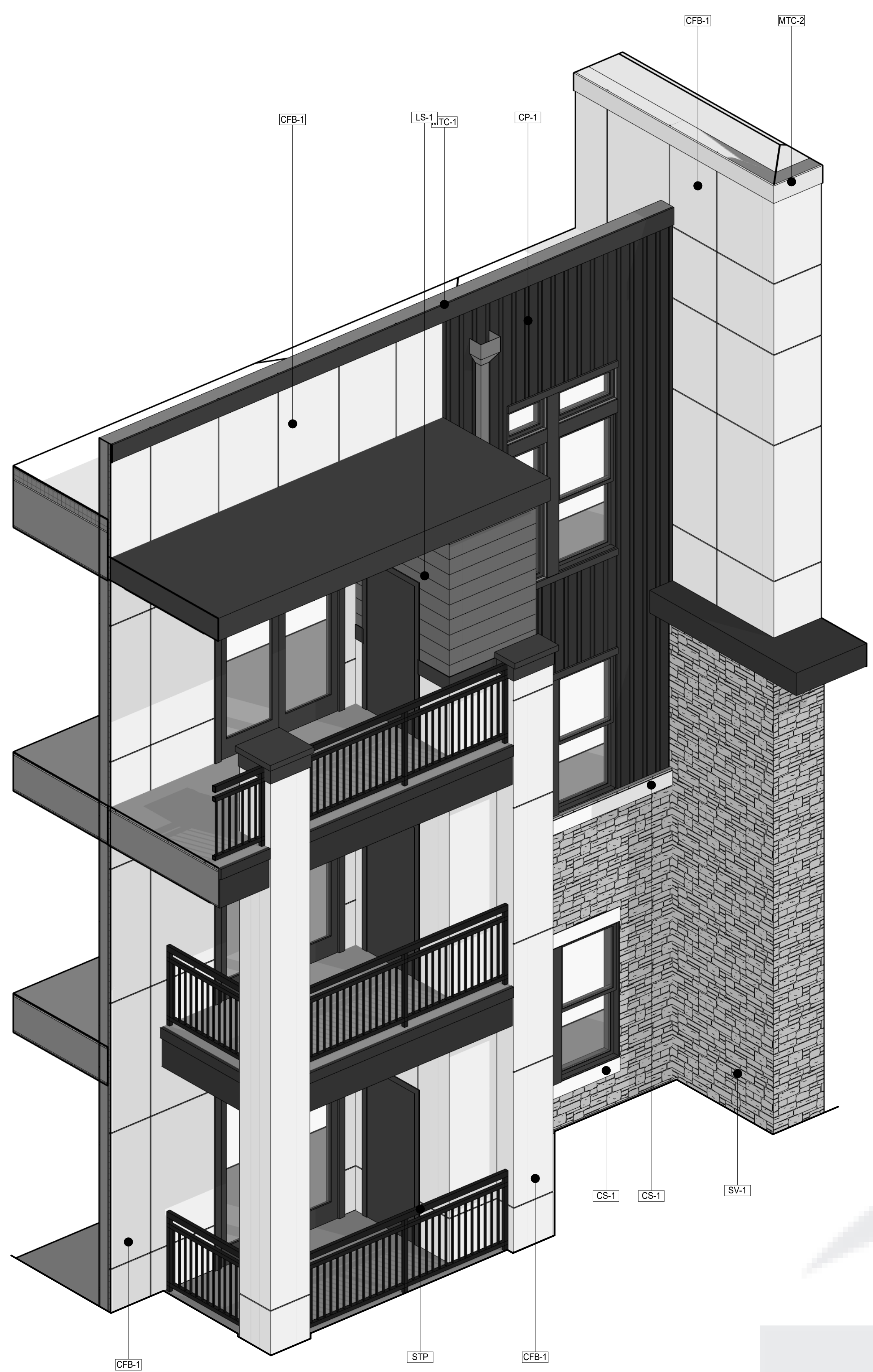


01/13/21

**BLDG 3000 & 4000 WALL SECTIONS**

JOB NUMBER: 1827501

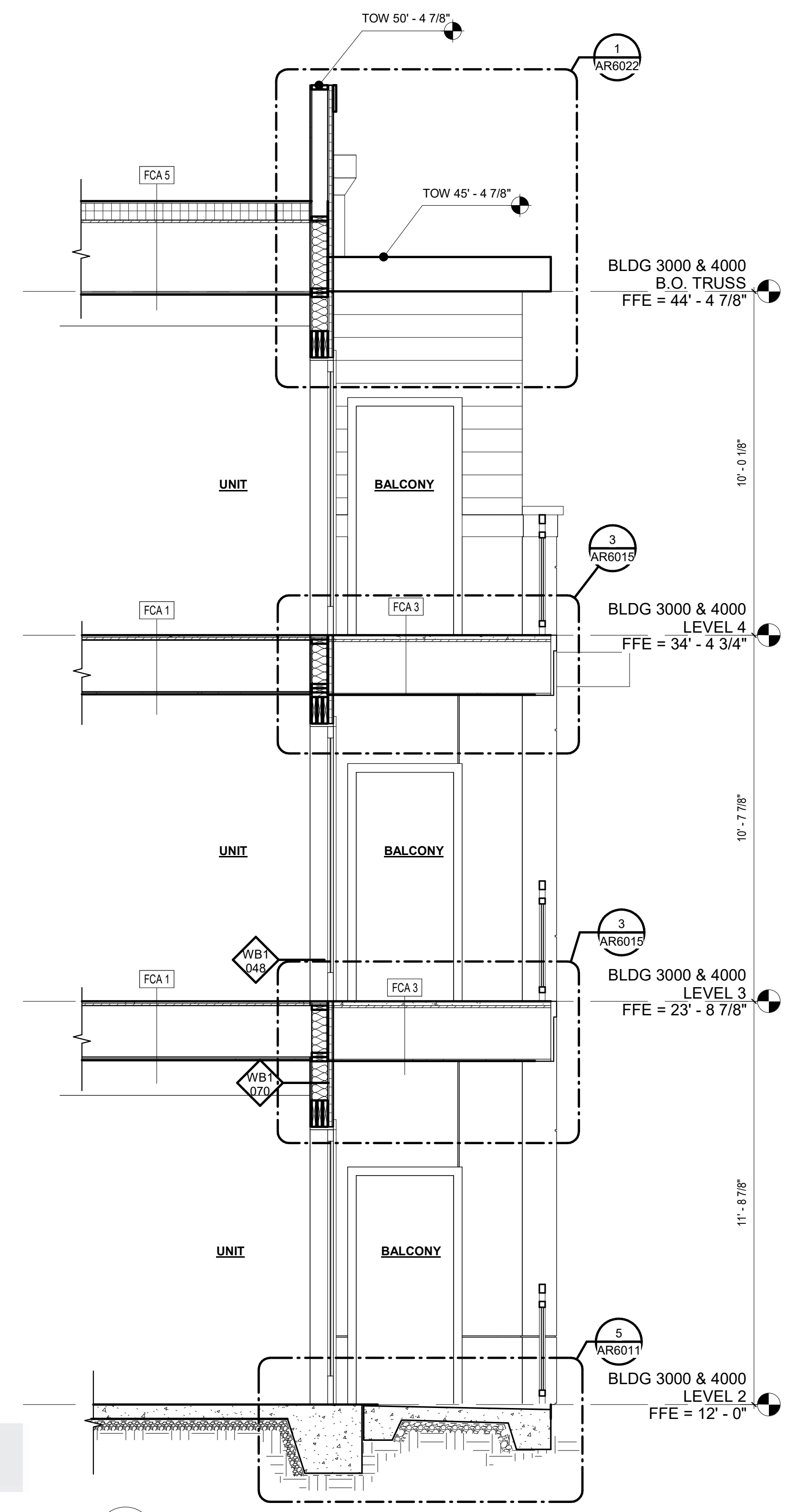
DRAWN BY: Author  
 CHECKED BY: Checker  
**AR3535**  
 ISSUE FOR CONSTRUCTION



**3 ISOMETRIC SECTION @ UNIT B2**

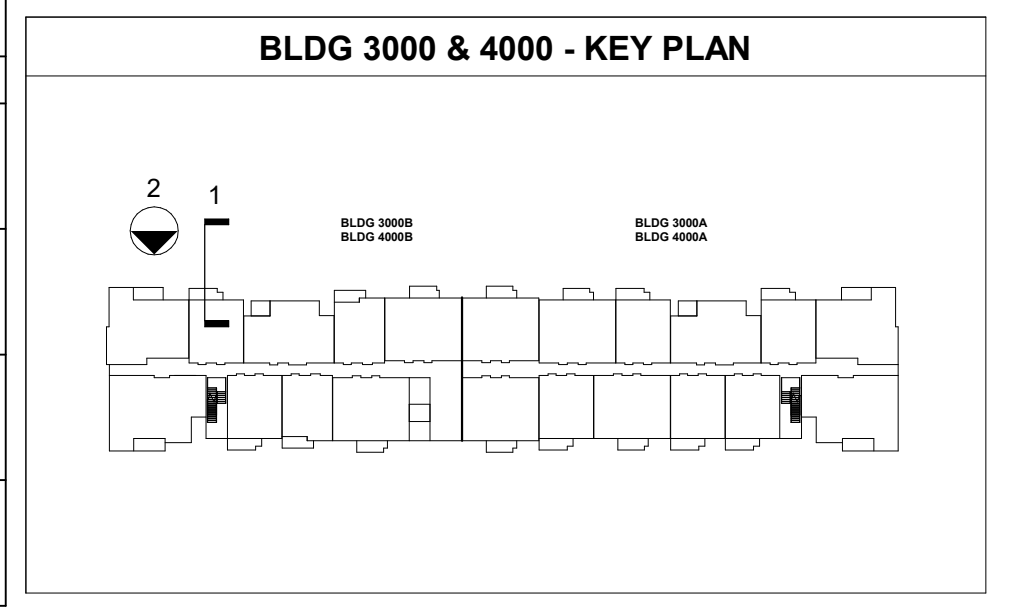


**2 ENLARGED ELEVATION @ UNIT B2**  
 3/8" = 1'-0"



**1 ENLARGED SECTION @ UNIT B2**  
 3/8" = 1'-0"

EXTERIOR FINISH KEY			
NO.	MATERIAL DESCRIPTION	NO.	MATERIAL DESCRIPTION
SV-1	STONE VENEER B.O.D: CORONADO COLOR: PRAIRIE STONE - GREY GRANITE	CP-1	CORRUGATED METAL PANEL B.O.D: TBD COLOR: DARK GRAY
CFB-1	FIBER CEMENT PANEL WITH REVELS B.O.D: TBD COLOR: WHITE	LS-1	FIBER CEMENT LAP SIDING - 10' EXPOSURE B.O.D: WOODTONE ALLURA COLOR: TBD
CFB-2	FIBER CEMENT PANEL WITH REVELS B.O.D: TBD COLOR: LIGHT GRAY	LS-2	FIBER CEMENT LAP SIDING - MIN. 7' EXPOSURE B.O.D: TBD COLOR: GRAY
CFB-3	FIBER CEMENT PANEL WITH REVELS B.O.D: TBD COLOR: DARK GRAY	STP	3 LINE STEEL PICKET RAILING B.O.D: TBD DWELL DESIGN AS NEEDED
WB	WOODEN BRACKETS	SF	STOREFRONT - ANODIZED
CS-1	CAST STONE BAND	GAR	GARAGE DOOR
MTC-2	METAL COPING COLOR: WHITE	MTC-1	METAL COPING COLOR: DARK GRAY
STR	STANDING SEAM ROOF COLOR: DARK GRAY		



P:\2018\1827501 Crowne - Rio Vista, Co Springs\07\_Milestones\Permitting\BUILDING\3000-4000\Crowne-RioVista\_R18\_Arch\_detached\3000-4000.rvt  
 11/23/2021 6:26:02 PM


© dwell design studio - ALL RIGHTS RESERVED



ISSUE	DATE	DESCRIPTION	INCLUDED
09/05/2019		SCHEMATIC DESIGN	X
09/22/2019		DESIGN DEVELOPMENT	X
10/01/2019		PERMITS	X
01/07/2021		REV 1 - PERMIT COMMENTS	X
08/05/2021		REV 2 - PERMIT COMMENTS	X
10/27/2021		REV 3 - PERMIT COMMENTS	X
11/23/2021		ISSUED FOR CONSTRUCTION	X

REVISION

NO.	DESCRIPTION	REV



01/13/21

THESE DRAWINGS ARE ASSUMED TO BE ACCURATE AND THE EXACT NATURE AND EXTENT OF WORK SHALL BE DETERMINED BY THE CONTRACTOR. THE CONTRACTOR SHALL BE RESPONSIBLE FOR VERIFYING THE ACCURACY OF ALL DIMENSIONS AND CONDITIONS SHOWN ON THESE DRAWINGS. THE CONTRACTOR SHALL BE RESPONSIBLE FOR OBTAINING ALL NECESSARY PERMITS AND APPROVALS FROM THE LOCAL, STATE, AND FEDERAL AUTHORITIES. THE CONTRACTOR SHALL BE RESPONSIBLE FOR OBTAINING ALL NECESSARY INSURANCE AND BONDING. THE CONTRACTOR SHALL BE RESPONSIBLE FOR OBTAINING ALL NECESSARY UTILITIES AND RECORD DRAWINGS. THE CONTRACTOR SHALL BE RESPONSIBLE FOR OBTAINING ALL NECESSARY RECORD DRAWINGS. THE CONTRACTOR SHALL BE RESPONSIBLE FOR OBTAINING ALL NECESSARY RECORD DRAWINGS.

DRAWN BY: Author

BLDG 3000 & 4000 WALL SECTIONS

JOB NUMBER: 1827501

DRAWN BY: Author  
CHECKED BY: Checker

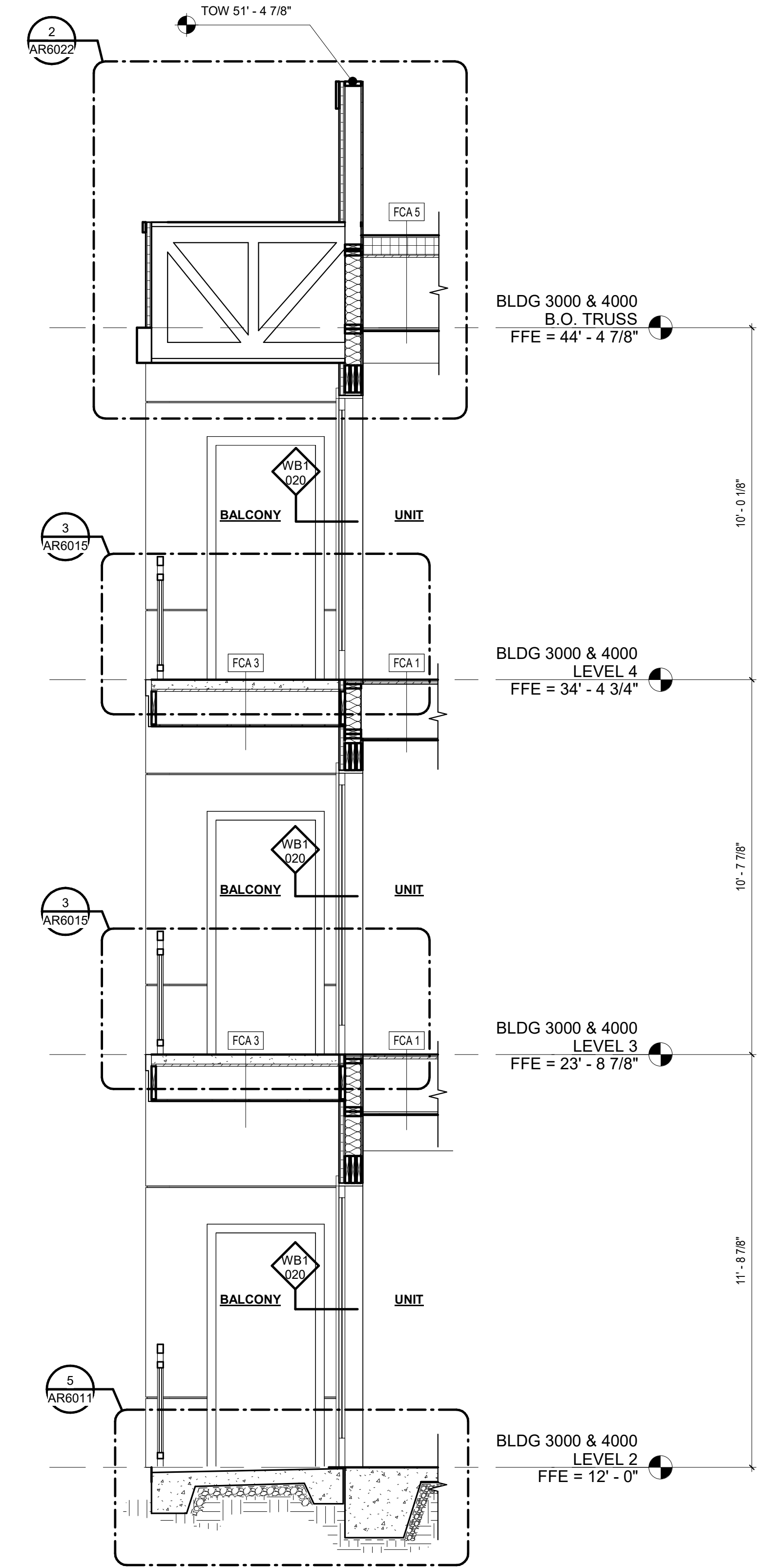
AR3536  
ISSUE FOR CONSTRUCTION



3 ISOMETRIC SECTION @ UNIT B1



1 ENLARGED ELEVATION @ UNIT B1  
3/8" = 1'-0"

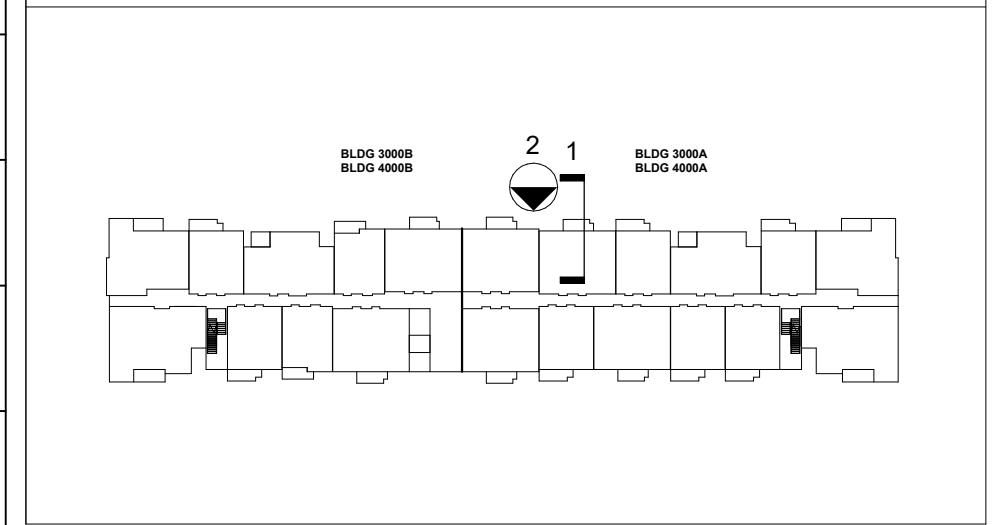


2 ENLARGED SECTION @ UNIT B1  
3/8" = 1'-0"

EXTERIOR FINISH KEY

NO.	MATERIAL DESCRIPTION	NO.	MATERIAL DESCRIPTION	NO.	MATERIAL DESCRIPTION	NO.	MATERIAL DESCRIPTION
SV-1	STONE VENEER B.O.D: CORONADO COLOR: PRAIRIE STONE - GREY GRANITE	CP-1	CORRUGATED METAL PANEL B.O.D: TBD COLOR: DARK GRAY	WB	WOODEN BRACKETS	CS-1	CAST STONE BAND
CFB-1	FIBER CEMENT PANEL WITH REVEALS B.O.D: TBD COLOR: WHITE	LS-1	FIBER CEMENT LAP SIDING - 10' EXPOSURE B.O.D: WOODTONE ALLURA COLOR: TBD	SF	STOREFRONT - ANODIZED	MTC-2	METAL COPING COLOR: WHITE
CFB-2	FIBER CEMENT PANEL WITH REVEALS B.O.D: TBD COLOR: LIGHT GRAY	LS-2	FIBER CEMENT LAP SIDING - MIN. 7' EXPOSURE B.O.D: TBD COLOR: GRAY	GAR	GARAGE DOOR	STR	STANDING SEAM ROOF COLOR: DARK GRAY
CFB-3	FIBER CEMENT PANEL WITH REVEALS B.O.D: TBD COLOR: DARK GRAY	STP	3 LINE STEEL PICKET RAILING DWELL DESIGN AS NEEDED	MTC-1	METAL COPING COLOR: DARK GRAY		


BLDG 3000 & 4000 - KEY PLAN





ISSUE	DATE	DESCRIPTION	INCLUDED
09/05/2019		SCHEMATIC DESIGN	X
09/25/2019		DESIGN DEVELOPMENT	X
10/20/2019		REV. ISSUE	X
11/19/2019		PERMIT	X
01/07/2021		REV. 1 - PERMIT COMMENTS	X
06/24/2021		REV. 2 - PERMIT COMMENTS	X
10/27/2021		REV. 3 - PERMIT COMMENTS	X
11/23/2021		ISSUED FOR CONSTRUCTION	X

REVISION	DATE	DESCRIPTION	REV



01/13/21

THESE DRAWINGS ARE ASSUMED TO BE ACCURATE AND THE EXCLUSIVE PROPERTY OF DWELL DESIGN STUDIO, AND ANY REUSE OR REPRODUCTION OF ANY PART OF THESE DRAWINGS WITHOUT THE WRITTEN PERMISSION OF DWELL DESIGN STUDIO IS STRICTLY PROHIBITED. THE USER OF THESE DRAWINGS SHALL BE RESPONSIBLE FOR OBTAINING ALL NECESSARY PERMITS AND FOR THE ACCURACY OF ANY LOCAL REGULATORY AGENCIES. DWELL DESIGN STUDIO SHALL NOT BE RESPONSIBLE FOR ANY SUCH REGULATORY AGENCIES. LOCAL REGULATORY AGENCIES SHALL BE USED TO OBTAIN ALL NECESSARY PERMITS. DWELL DESIGN STUDIO SHALL NOT BE RESPONSIBLE FOR ANY SUCH REGULATORY AGENCIES. DWELL DESIGN STUDIO SHALL NOT BE RESPONSIBLE FOR ANY SUCH REGULATORY AGENCIES.

DRAWN BY: \_\_\_\_\_

**BLDG 3000 & 4000 WALL SECTIONS**

JOB NUMBER: 1827501

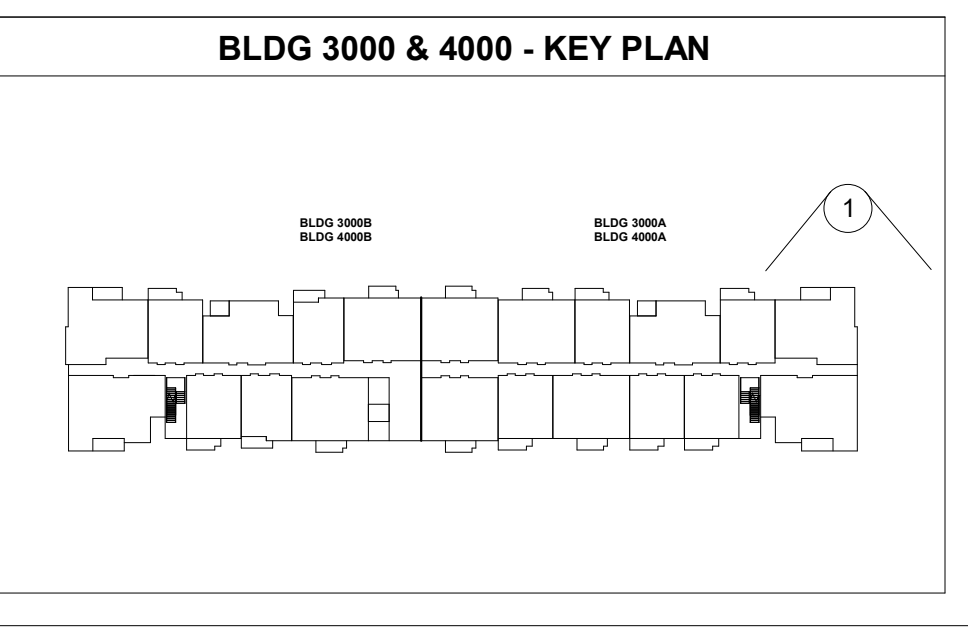
DRAWN BY: \_\_\_\_\_ CHECKED BY: \_\_\_\_\_  
Author Checker

**AR3537A**  
ISSUE FOR CONSTRUCTION



1 ISOMETRIC SECTION @ UNIT B2

EXTERIOR FINISH KEY			
NO.	MATERIAL DESCRIPTION	NO.	MATERIAL DESCRIPTION
SV-1	STONE VENEER B.O.D: CORONADO COLOR: PRAIRIE STONE - GREY GRANITE	CP-1	CORRUGATED METAL PANEL B.O.D: TBD COLOR: DARK GRAY
CFB-1	FIBER CEMENT PANEL WITH REVELS B.O.D: TBD COLOR: WHITE	LS-1	FIBER CEMENT LAP SIDING - 10" EXPOSURE B.O.D: WOODTONE ALLURA COLOR: TBD
CFB-2	FIBER CEMENT PANEL WITH REVELS B.O.D: TBD COLOR: LIGHT GRAY	LS-2	FIBER CEMENT LAP SIDING - MIN. 7" EXPOSURE B.O.D: TBD COLOR: GRAY
CFB-3	FIBER CEMENT PANEL WITH REVELS B.O.D: TBD COLOR: DARK GRAY	STP	3 LINE STEEL PICKET RAILING TOP SURFACE MOUNT DWELL DESIGN AS NEEDED
		WB	WOODEN BRACKETS
		SF	STOREFRONT - ANODIZED
		GAR	GARAGE DOOR
		MTC-1	METAL COPING COLOR: DARK GRAY
		CS-1	CAST STONE BAND
		MTC-2	METAL COPING COLOR: WHITE
		STR	STANDING SEAM ROOF COLOR: DARK GRAY





ISSUE	DATE	DESCRIPTION	INCLUDED
09/05/2019		SCHEMATIC DESIGN	X
09/25/2019		DESIGN DEVELOPMENT	X
10/15/2019		REV. ISSUE	X
01/07/2021		REV. 1 - PERMIT COMMENTS	X
06/04/2021		REV. 2 - PERMIT COMMENTS	X
10/23/2021		REV. 3 - PERMIT COMMENTS	X
11/23/2021		ISSUED FOR CONSTRUCTION	X

REVISION	DATE	DESCRIPTION	REV



01/13/21

THIS DRAWING IS THE PROPERTY OF DWELL DESIGN STUDIO AND IS NOT TO BE REPRODUCED OR TRANSMITTED IN ANY FORM OR BY ANY MEANS, ELECTRONIC OR MECHANICAL, INCLUDING PHOTOCOPYING, RECORDING, OR BY ANY INFORMATION STORAGE AND RETRIEVAL SYSTEM, WITHOUT THE WRITTEN PERMISSION OF DWELL DESIGN STUDIO. THIS DRAWING IS THE PROPERTY OF DWELL DESIGN STUDIO AND IS NOT TO BE REPRODUCED OR TRANSMITTED IN ANY FORM OR BY ANY MEANS, ELECTRONIC OR MECHANICAL, INCLUDING PHOTOCOPYING, RECORDING, OR BY ANY INFORMATION STORAGE AND RETRIEVAL SYSTEM, WITHOUT THE WRITTEN PERMISSION OF DWELL DESIGN STUDIO.

PROJECT NAME:  
**BLDG 3000 & 4000 WALL SECTIONS**

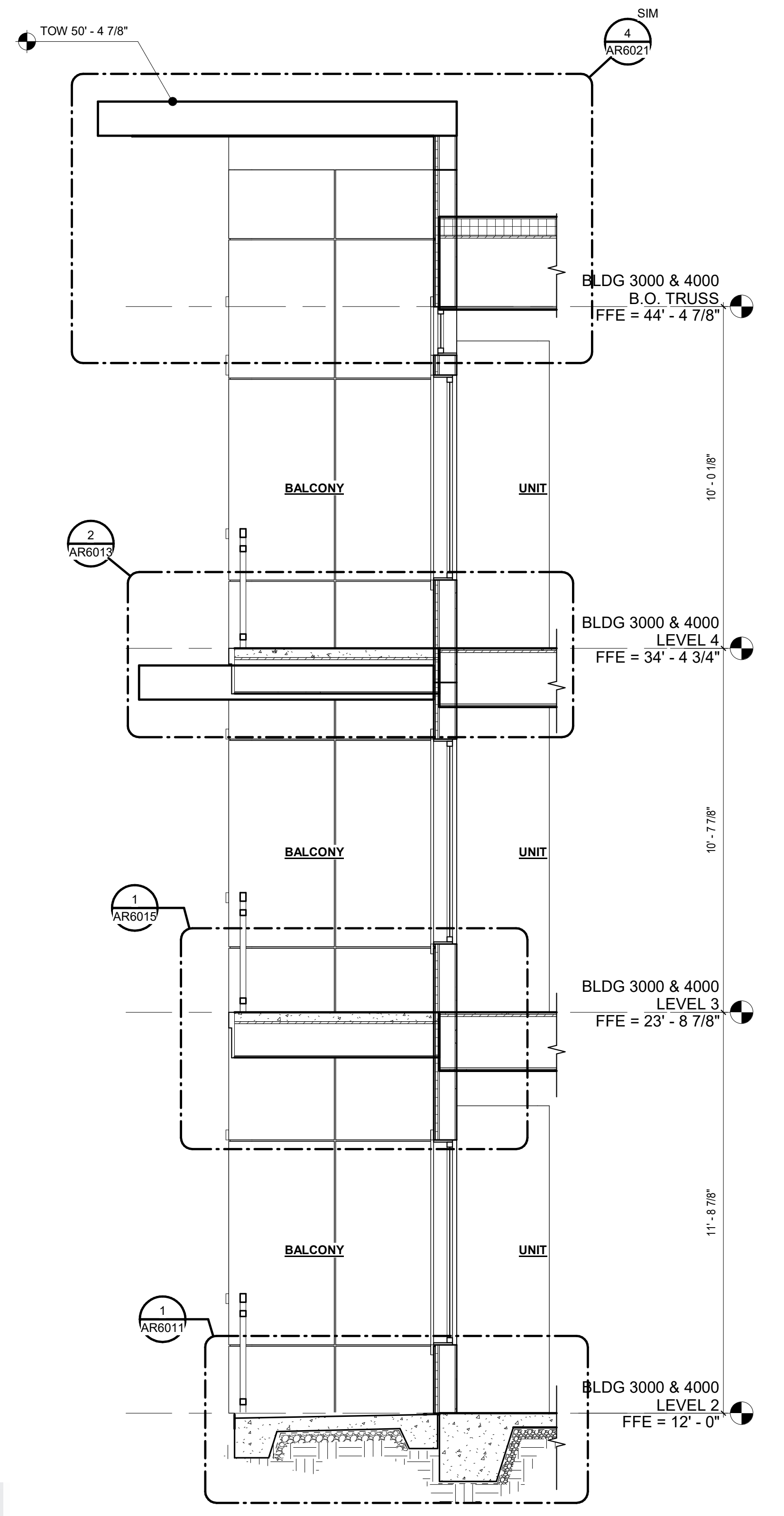
JOB NUMBER: 1827501

DRAWN BY: Author  
CHECKED BY: Checker

**AR3537**  
ISSUE FOR CONSTRUCTION



2 ENLARGED ELEVATION @ UNIT B2  
3/8" = 1'-0"

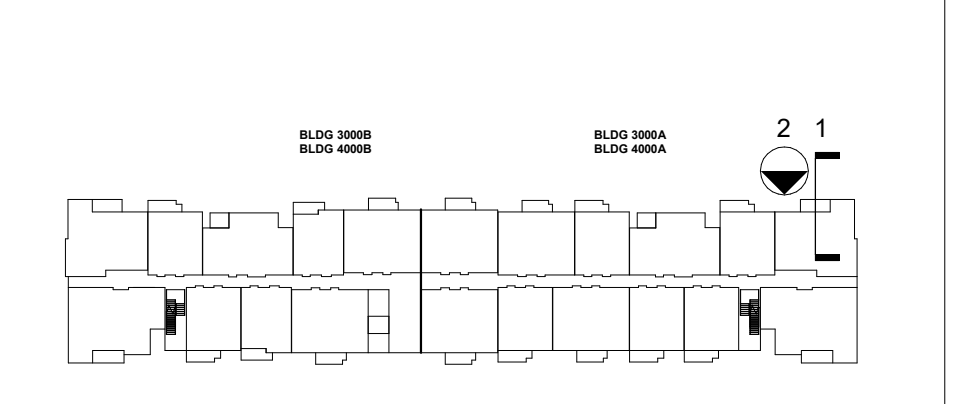


1 ENLARGED SECTION @ UNIT B2  
3/8" = 1'-0"

**EXTERIOR FINISH KEY**

NO.	MATERIAL DESCRIPTION	NO.	MATERIAL DESCRIPTION	NO.	MATERIAL DESCRIPTION	NO.	MATERIAL DESCRIPTION
SV-1	STONE VENEER B.O.D: CORONADO COLOR: PRAIRIE STONE - GREY GRANITE	CP-1	CORRUGATED METAL PANEL B.O.D: TBD COLOR: DARK GRAY	WB	WOODEN BRACKETS	CS-1	CAST STONE BAND
CFB-1	FIBER CEMENT PANEL WITH REVEALS B.O.D: TBD COLOR: WHITE	LS-1	FIBER CEMENT LAP SIDING - 10" EXPOSURE B.O.D: WOODTONE ALLURA COLOR: TBD	SF	STOREFRONT - ANODIZED	MTC-2	METAL COPING COLOR: WHITE
CFB-2	FIBER CEMENT PANEL WITH REVEALS B.O.D: TBD COLOR: LIGHT GRAY	LS-2	FIBER CEMENT LAP SIDING - MIN. 7" EXPOSURE B.O.D: TBD COLOR: GRAY	GAR	GARAGE DOOR	STR	STANDING SEAM ROOF COLOR: DARK GRAY
CFB-3	FIBER CEMENT PANEL WITH REVEALS B.O.D: TBD COLOR: DARK GRAY	STP	3 LINE STEEL PICKET RAILING B.O.D: TBD DWELL DESIGN AS NEEDED	MTC-1	METAL COPING COLOR: DARK GRAY		


**BLDG 3000 & 4000 - KEY PLAN**





ISSUE	DATE	DESCRIPTION	INCLD
09/16/2019		SCHEMATIC DESIGN	X
02/05/2020		DESIGN DEVELOPMENT	X
04/08/2020		REV. ISSUE	X
07/07/2021		REV. 1 - PERMIT COMMENTS	X
08/16/2021		REV. 2 - PERMIT COMMENTS	X
10/27/2021		REV. 3 - PERMIT COMMENTS	X
11/23/2021		ISSUED FOR CONSTRUCTION	X

REVISION	DATE	DESCRIPTION	REV



DATE: 01/13/21

PROJECT: BLDG 3000 & 4000 WALL SECTIONS

JOB NUMBER: 1827501

DRAWN BY: Author  
CHECKED BY: Checker

AR3538A  
ISSUE FOR CONSTRUCTION

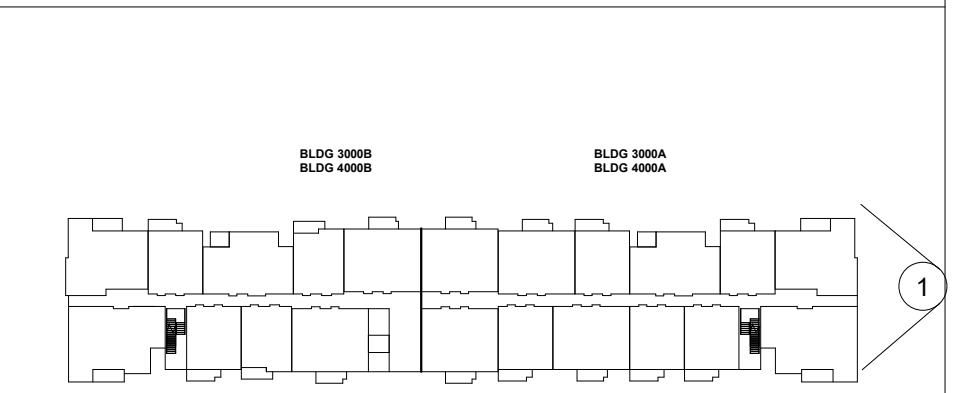


1 ISOMETRIC SECTION @ UNIT C1

EXTERIOR FINISH KEY

NO.	MATERIAL DESCRIPTION	NO.	MATERIAL DESCRIPTION	NO.	MATERIAL DESCRIPTION	NO.	MATERIAL DESCRIPTION
SV-1	STONE VENEER B.O.D: CORONADO COLOR: PRAIRIE STONE - GREY GRANITE	CP-1	CORRUGATED METAL PANEL B.O.D: TBD COLOR: DARK GRAY	WB	WOODEN BRACKETS	CS-1	CAST STONE BAND
CFB-1	FIBER CEMENT PANEL WITH REVELS B.O.D: TBD COLOR: WHITE	LS-1	FIBER CEMENT LAP SIDING - 10" EXPOSURE B.O.D: WOODSTONE ALLURA COLOR: TBD	SF	STOREFRONT - ANODIZED	MTC-2	METAL COPING COLOR: WHITE
CFB-2	FIBER CEMENT PANEL WITH REVELS B.O.D: TBD COLOR: LIGHT GRAY	LS-2	FIBER CEMENT LAP SIDING - MIN. 7" EXPOSURE B.O.D: TBD COLOR: GRAY	GAR	GARAGE DOOR	STR	STANDING SEAM ROOF COLOR: DARK GRAY
CFB-3	FIBER CEMENT PANEL WITH REVELS B.O.D: TBD COLOR: DARK GRAY	STP	3 LINE STEEL PICKET RAILING TOP SURFACE MOUNT DWELL DESIGN AS NEEDED	MTC-1	METAL COPING COLOR: DARK GRAY		

BLDG 3000 & 4000 - KEY PLAN



© dwell design studio - ALL RIGHTS RESERVED



ISSUE

DATE	DESCRIPTION	INCLUDED
09/20/21	SCHEMATIC DESIGN	X
09/20/21	DESIGN DEVELOPMENT	X
10/15/21	REV. 001	X
11/11/21	PERMITS	X
01/07/22	REV. 1 - PERMIT COMMENTS	X
06/02/22	REV. 2 - PERMIT COMMENTS	X
10/27/22	REV. 3 - PERMIT COMMENTS	X
11/23/22	ISSUED FOR CONSTRUCTION	X

REVISION

DATE	DESCRIPTION	REV



01/13/21

THIS DRAWING AND ASSOCIATED DOCUMENTS ARE THE EXCLUSIVE PROPERTY OF DWELL DESIGN STUDIO, AND ANY REUSE OR REPRODUCTION OF ANY PART OF THIS DRAWING OR ANY INFORMATION CONTAINED HEREIN WITHOUT THE WRITTEN PERMISSION OF DWELL DESIGN STUDIO IS STRICTLY PROHIBITED. THIS DRAWING IS TO BE USED ONLY FOR THE PROJECT AND SITE SPECIFICALLY IDENTIFIED HEREIN. ANY OTHER USE OF THIS DRAWING IS PROHIBITED. DWELL DESIGN STUDIO AND ITS DESIGNERS ARE NOT TO BE HELD RESPONSIBLE FOR ANY ERRORS OR OMISSIONS IN THIS DRAWING OR FOR ANY CONSEQUENCES ARISING FROM THE USE OF THIS DRAWING. THE USER OF THIS DRAWING SHALL BE RESPONSIBLE FOR OBTAINING ALL NECESSARY PERMITS AND FOR THE DESIGN OF ANY WORK NOT SHOWN IN THIS DRAWING.

**BLDG 3000 & 4000 WALL SECTIONS**

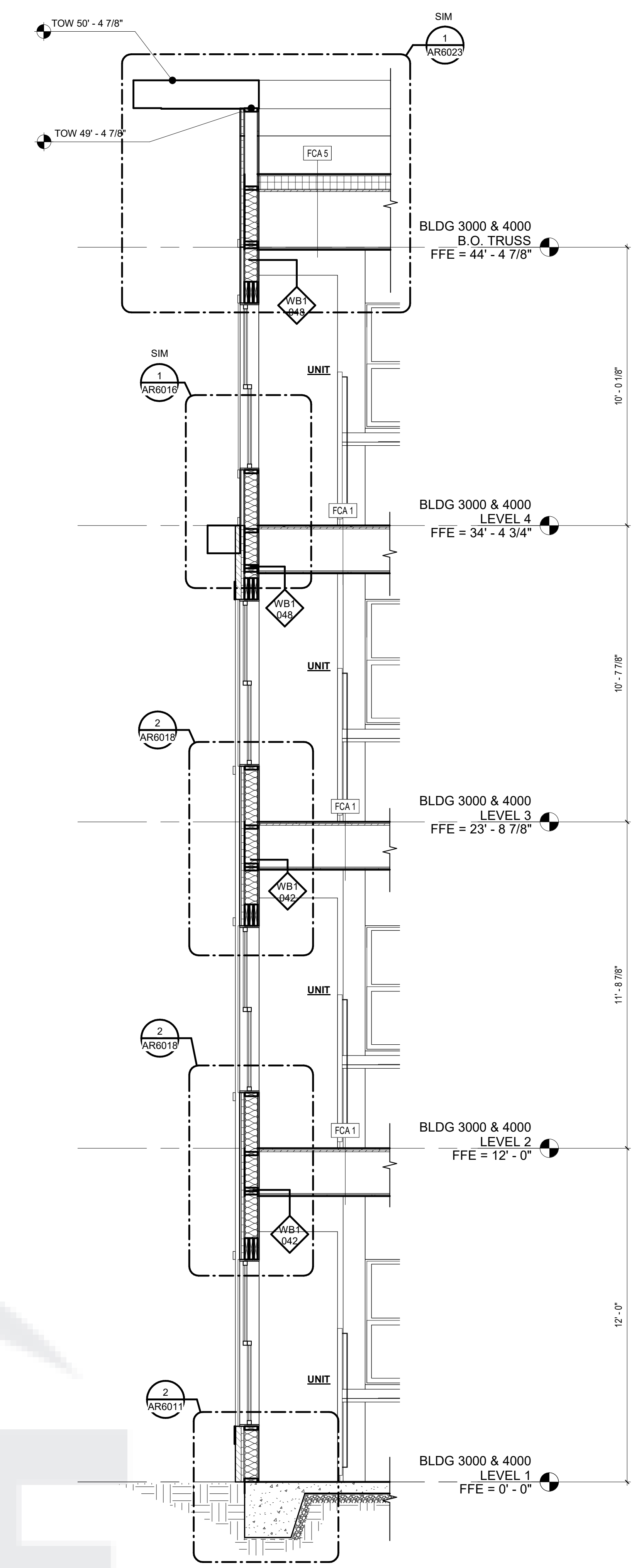
JOB NUMBER: 1827501

DRAWN BY: Author  
 CHECKED BY: Checker

**AR3538**  
 ISSUE FOR CONSTRUCTION

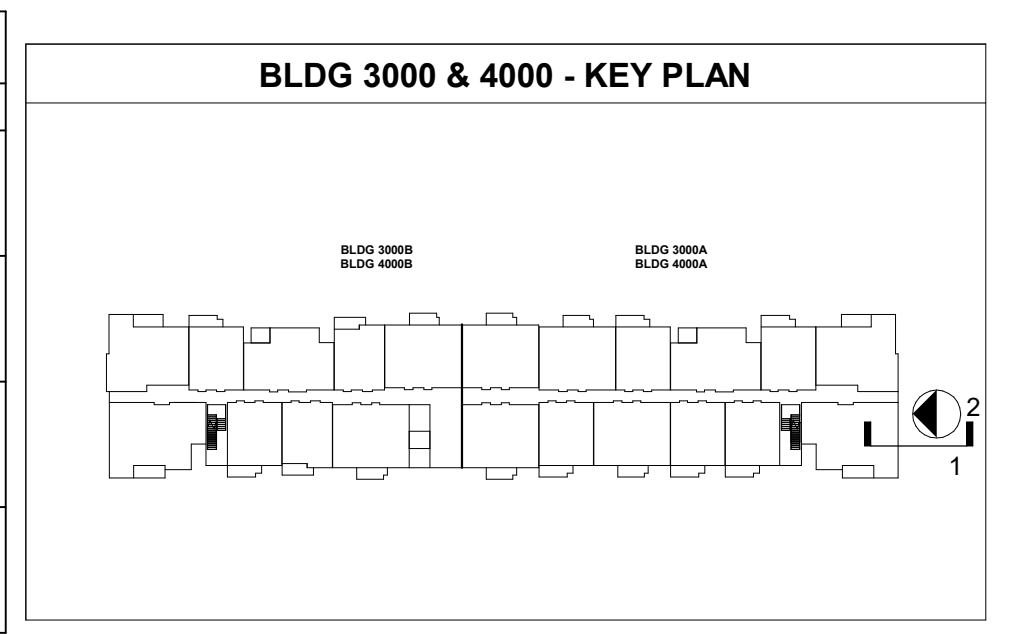


**1 ENLARGED ELEVATION @ UNIT C1**  
 3/8" = 1'-0"

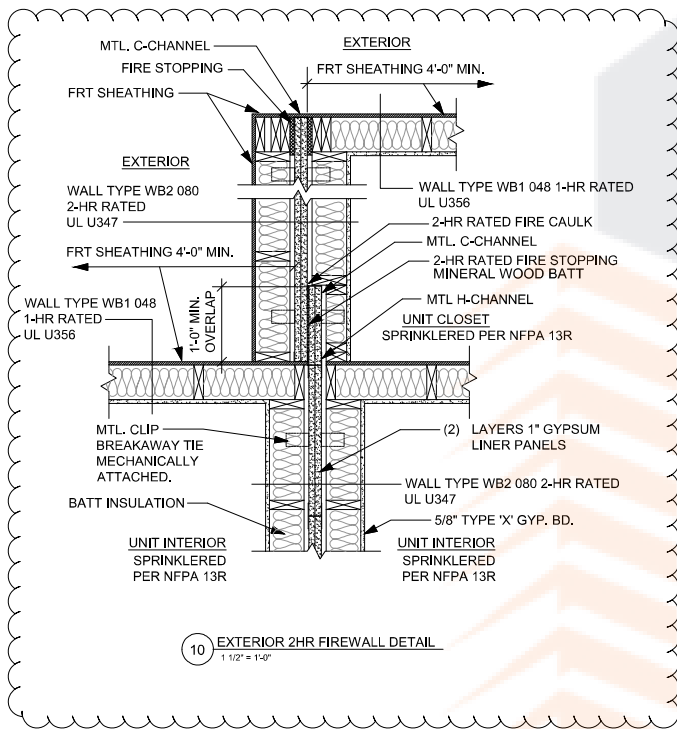


**2 ENLARGED SECTION @ UNIT C1**  
 3/8" = 1'-0"

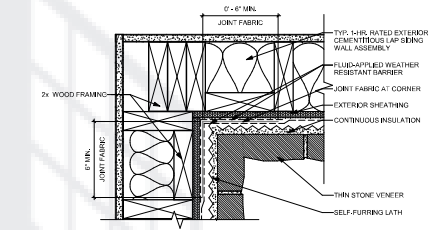
EXTERIOR FINISH KEY			
NO.	MATERIAL DESCRIPTION	NO.	MATERIAL DESCRIPTION
SV-1	STONE VENEER B.O.D.: CORONADO COLOR: PRAIRIE STONE - GREY GRANITE	CP-1	CORRUGATED METAL PANEL B.O.D.: TBD COLOR: DARK GRAY
CFB-1	FIBER CEMENT PANEL WITH REVEALS B.O.D.: TBD COLOR: WHITE	LS-1	FIBER CEMENT LAP SIDING - 10' EXPOSURE B.O.D.: WOODTONE ALLURA COLOR: TBD
CFB-2	FIBER CEMENT PANEL WITH REVEALS B.O.D.: TBD COLOR: LIGHT GRAY	LS-2	FIBER CEMENT LAP SIDING - MIN. 7' EXPOSURE B.O.D.: TBD COLOR: GRAY
CFB-3	FIBER CEMENT PANEL WITH REVEALS B.O.D.: TBD COLOR: DARK GRAY	STP	3 LINE STEEL PICKET RAILING B.O.D.: TBD DWELL DESIGN AS NEEDED
		WB	WOODEN BRACKETS
		SF	STOREFRONT - ANODIZED
		GAR	GARAGE DOOR
		MTC-1	METAL COPING COLOR: DARK GRAY
		CS-1	CAST STONE BAND
		MTC-2	METAL COPING COLOR: WHITE
		STR	STANDING SEAM ROOF COLOR: DARK GRAY



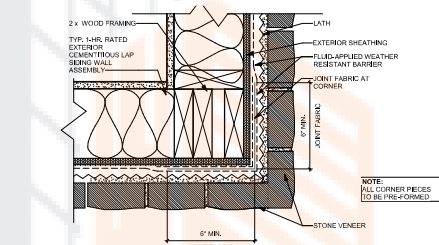




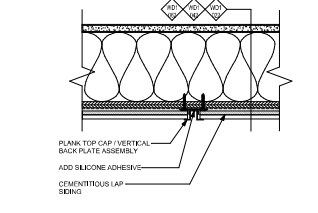
10 EXTERIOR 2HR FIREWALL DETAIL  
1 1/2" = 1'-0"



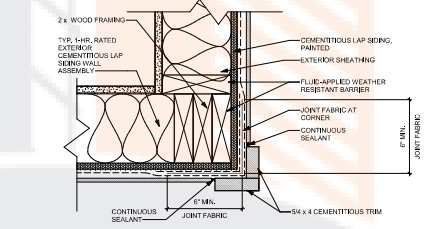
7 THIN STONE VENEER - INSIDE CORNER  
3" = 1'-0"



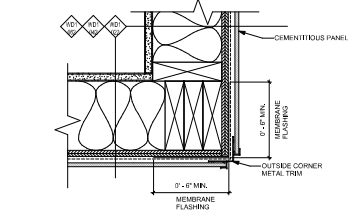
6 THIN STONE VENEER - OUTSIDE CORNER  
3" = 1'-0"



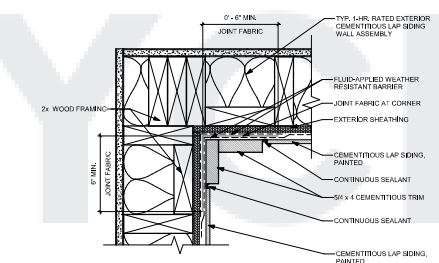
3 CEMENTITIOUS SIDING - VERTICAL JOINT  
3" = 1'-0"



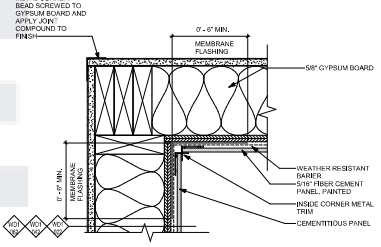
5 CEMENTITIOUS LAP SIDING - OUTSIDE CORNER 1  
3" = 1'-0"



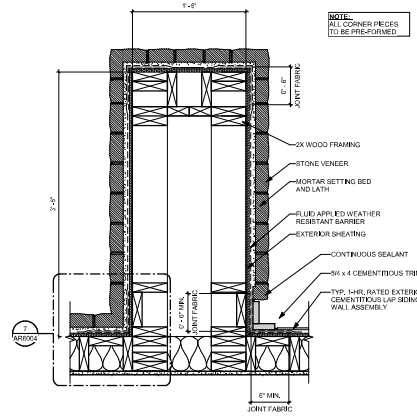
2 CEMENTITIOUS PANEL W/ REVEAL - OUTSIDE CORNER  
3" = 1'-0"



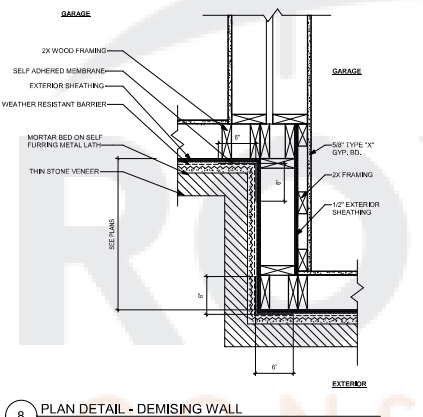
4 CEMENTITIOUS LAP SIDING - INSIDE CORNER 1  
3" = 1'-0"



1 CEMENTITIOUS PANEL W/ REVEAL - INSIDE CORNER  
3" = 1'-0"



9 ARCHITECTURAL FIN PLAN DETAIL 1  
1 1/2" = 1'-0"



8 PLAN DETAIL - DEMISING WALL  
1 1/2" = 1'-0"

REVISION	DATE	DESCRIPTION
1	11/03/2022	ISSUED FOR PERMIT
2	11/03/2022	REVISIONS
3	11/03/2022	REVISIONS
4	11/03/2022	REVISIONS
5	11/03/2022	REVISIONS
6	11/03/2022	REVISIONS
7	11/03/2022	REVISIONS
8	11/03/2022	REVISIONS
9	11/03/2022	REVISIONS
10	11/03/2022	REVISIONS

REVISION

Released for Permit  
11/03/2022 6:39:43 AM

micahels  
CONSTRUCTION



01/13/21

EXTERIOR FRAMING DETAILS

JOB NUMBER: 1827501

DRAWN BY: Author  
CHECKED BY: Checker

AR6004

ISSUE FOR CONSTRUCTION

© dwell design studio - ALL RIGHTS RESERVED




A DEVELOPMENT FOR

**Crowne**

ISSUE	DESCRIPTION	INCLUDED
09/16/2019	SCHEMATIC DESIGN	X
09/22/2019	SCHEMATIC DEVELOPMENT	X
04/28/2020	50% CDS	X
01/13/2021	PERMIT SET	X
06/30/2021	REV. 1 - PERMIT COMMENTS	X
07/22/2021	REV. 2 - PERMIT COMMENTS	X
09/01/2022	REV. 3 - PERMIT COMMENTS	X
07/22/2022	REV. 4 - PERMIT COMMENTS	X

REVISION	NO.	DESCRIPTION	REV.
	06/30/2021	PERMIT COMMENTS	1

Released for Permit  
 08/01/2022 6:43:06 AM  
 michaels  
 CONSTRUCTION

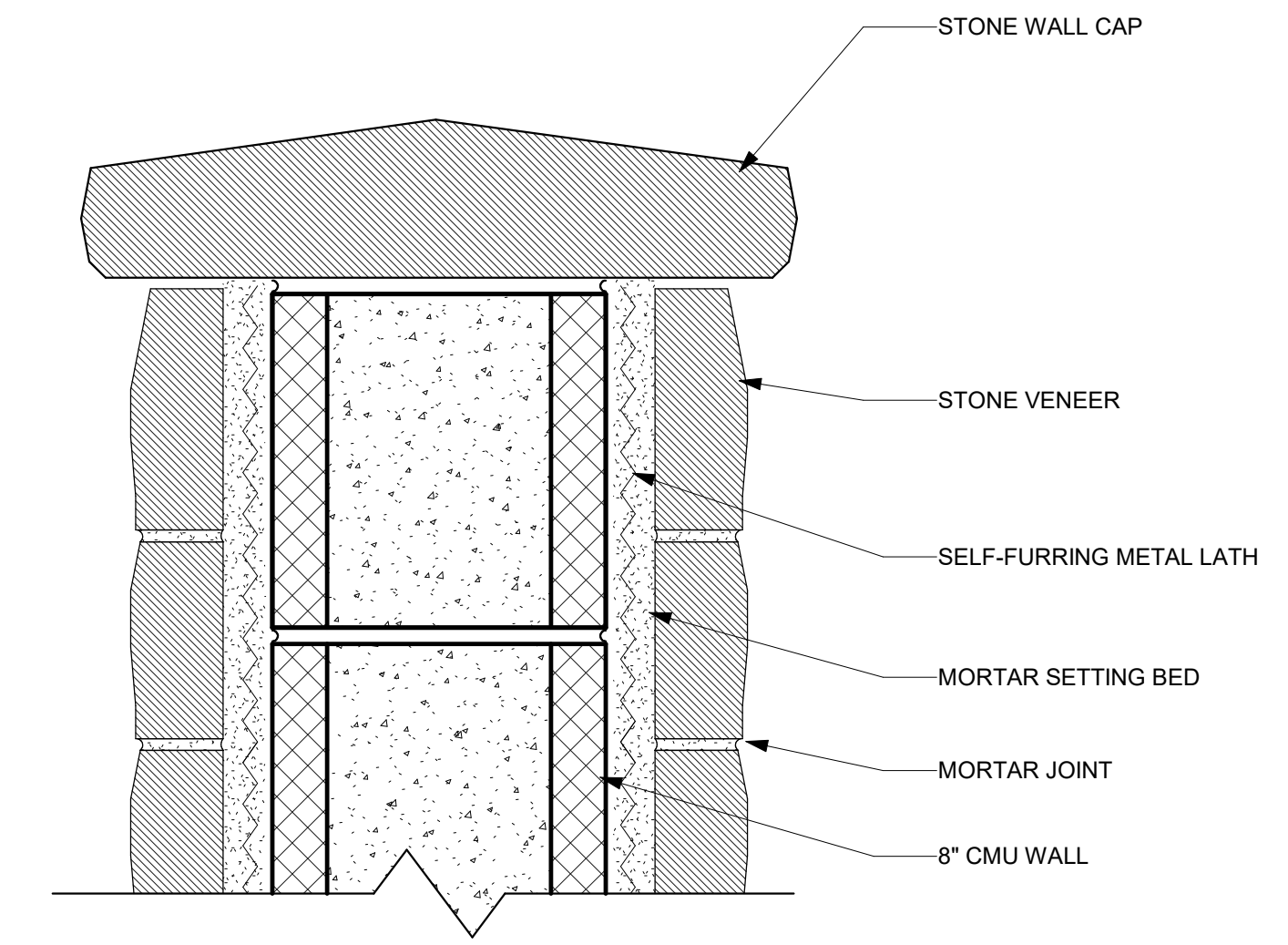


THIS DRAWING AND ASSOCIATED DOCUMENTS ARE THE SOLE PROPERTY OF DWELL DESIGN STUDIO, AND MAY NOT BE REPRODUCED OR TRANSMITTED IN ANY FORM OR BY ANY MEANS, ELECTRONIC OR MECHANICAL, INCLUDING PHOTOCOPYING, RECORDING, OR BY ANY INFORMATION STORAGE AND RETRIEVAL SYSTEM, WITHOUT THE WRITTEN PERMISSION OF DWELL DESIGN STUDIO. ALL RIGHTS ARE RESERVED. ONLY THE DIMENSIONS OF WHICH ARE IN A FOOTING.

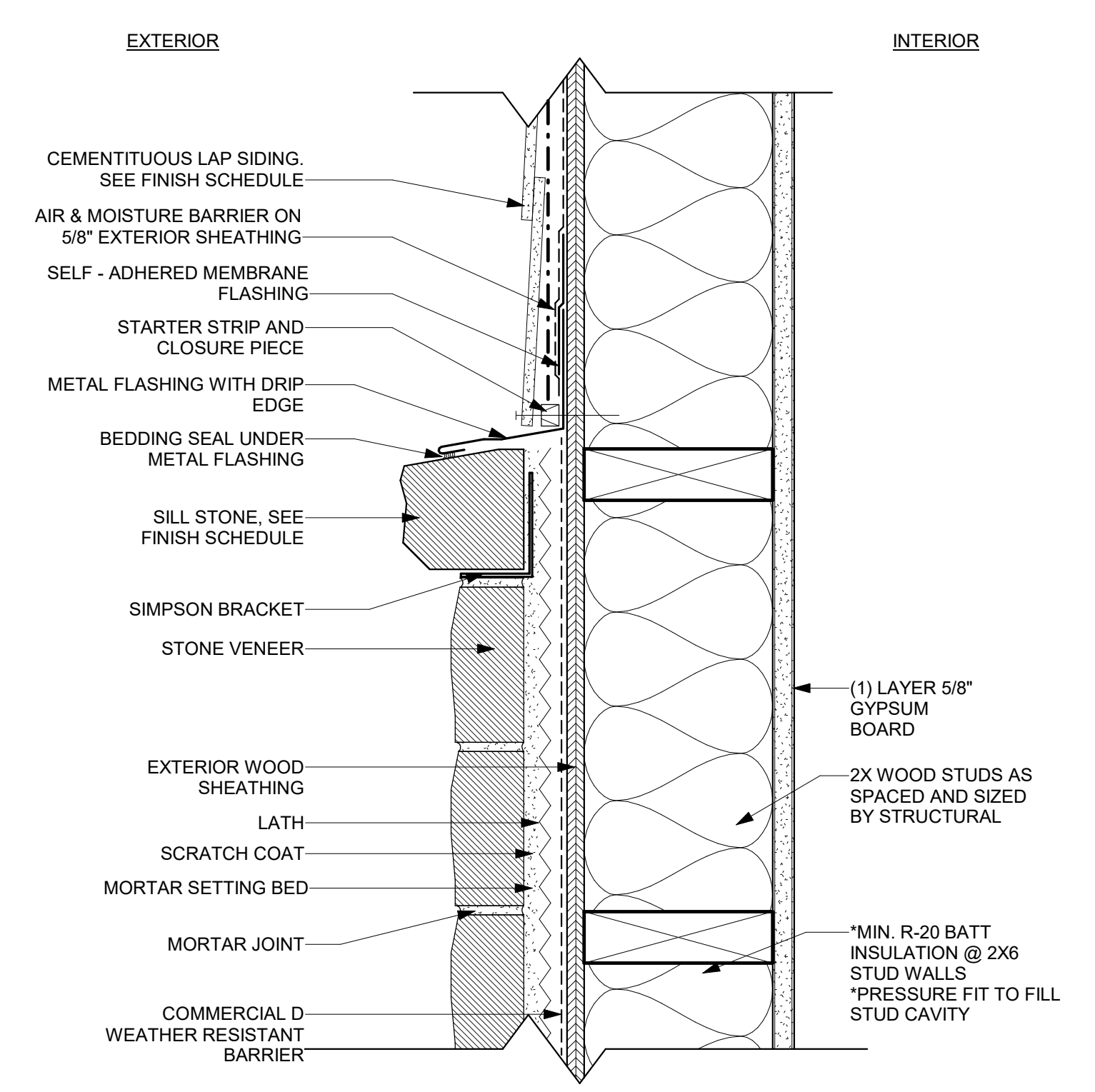
**EXTERIOR SECTION DETAILS - ACCESSORY BUILDINGS**

JOB NUMBER: 1827501  
 DRAWN BY: Author  
 CHECKED BY: Checker

**AR6019.1**  
 ISSUE FOR CONSTRUCTION



**2** STONE CAP DETAIL - ACCESSORY BUILDING  
 3" = 1'-0"




**1** LAP SIDING & STONE VENEER TRANSITION DETAIL  
 3" = 1'-0"





ISSUE	DATE	DESCRIPTION	INCLUDED
09/05/19		SCHEMATIC DESIGN	
09/25/19		DESIGN DEVELOPMENT	
10/25/19		PERMITS	X
11/15/19		PERMITS	X
01/07/21		REV 1 - PERMIT COMMENTS	X
04/06/21		REV 2 - PERMIT COMMENTS	X
10/23/21		REV 3 - PERMIT COMMENTS	X
11/23/21		ISSUES FOR CONSTRUCTION	

REVISION	DATE	DESCRIPTION	REV



01/13/21

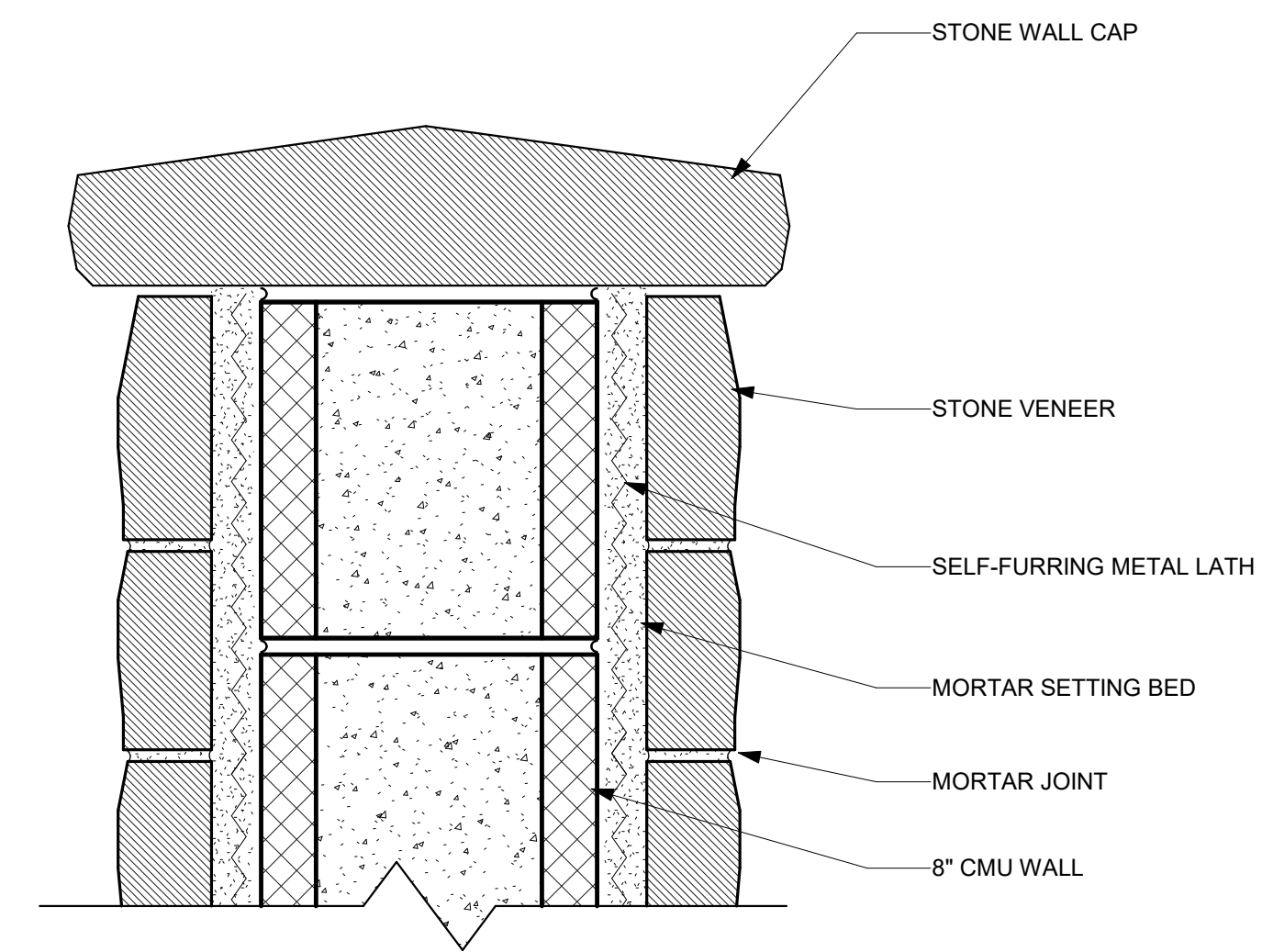
THIS DRAWING AND ASSOCIATED DOCUMENTS ARE THE SOLE PROPERTY OF DWELL DESIGN STUDIO, AND ANY REUSE OR REPRODUCTION OF ANY PART OF THIS DRAWING WITHOUT THE WRITTEN PERMISSION OF DWELL DESIGN STUDIO IS STRICTLY PROHIBITED. THIS DRAWING IS THE PROPERTY OF DWELL DESIGN STUDIO AND IS NOT TO BE REPRODUCED OR TRANSMITTED IN ANY FORM OR BY ANY MEANS, ELECTRONIC OR MECHANICAL, INCLUDING PHOTOCOPYING, RECORDING, OR BY ANY INFORMATION STORAGE AND RETRIEVAL SYSTEM. WITHOUT PERMISSION, THIS DRAWING AND ALL ITS CONTENTS, INCLUDING ALL INFORMATION, SHALL BE KEPT IN CONFIDENCE AND NOT TO BE DISCLOSED TO ANY OTHER PARTY. DWELL DESIGN STUDIO SHALL BE RESPONSIBLE FOR THE ACCURACY OF THE INFORMATION PROVIDED HEREIN. THE USER SHALL BE RESPONSIBLE FOR VERIFYING THE DIMENSIONS AND CONDITIONS OF THE PROJECT. DWELL DESIGN STUDIO SHALL NOT BE RESPONSIBLE FOR ANY DAMAGE OR INJURY TO PERSONS OR PROPERTY ARISING FROM THE USE OF THIS DRAWING.

EXTERIOR SECTION DETAILS

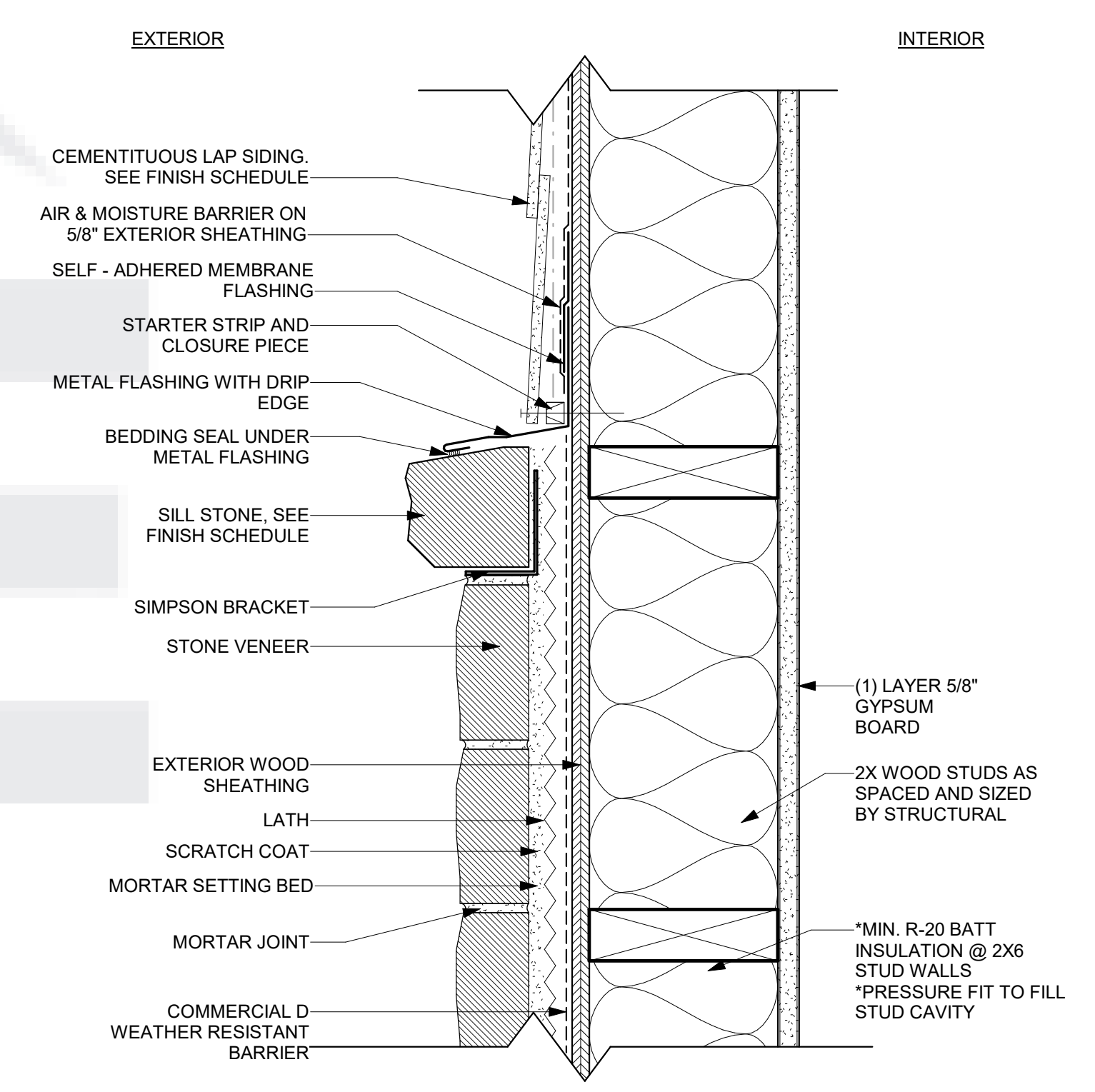
JOB NUMBER: 1827501

DRAWN BY: Author  
CHECKED BY: Checker

AR6019  
ISSUE FOR CONSTRUCTION



2 STONE CAP DETAIL  
3" = 1'-0"



1 LAP SIDING & STONE VENEER TRANSITION DETAIL  
3" = 1'-0"




ISSUE	NO.	DESCRIPTION	INCLUDED
8/15/2019	SCHEMATIC DESIGN		X
8/15/2019	SCHEMATIC DEVELOPMENT		X
8/15/2019	5% GDS		X
11/13/2021	PERMIT SET		X
09/30/2021	REV 1 - PERMIT COMMENTS		X
10/26/2021	REV 2 - PERMIT COMMENTS		X
09/13/2022	REV 3 - PERMIT COMMENTS		X
07/22/2022	REV 4 - PERMIT COMMENTS		X

REVISION	NO.	DESCRIPTION	REV
08/01/2022	1	PERMIT COMMENTS	1

Released for Permit  
 08/01/2022 6:43:07 AM  
 michaels  
 CONSTRUCTION



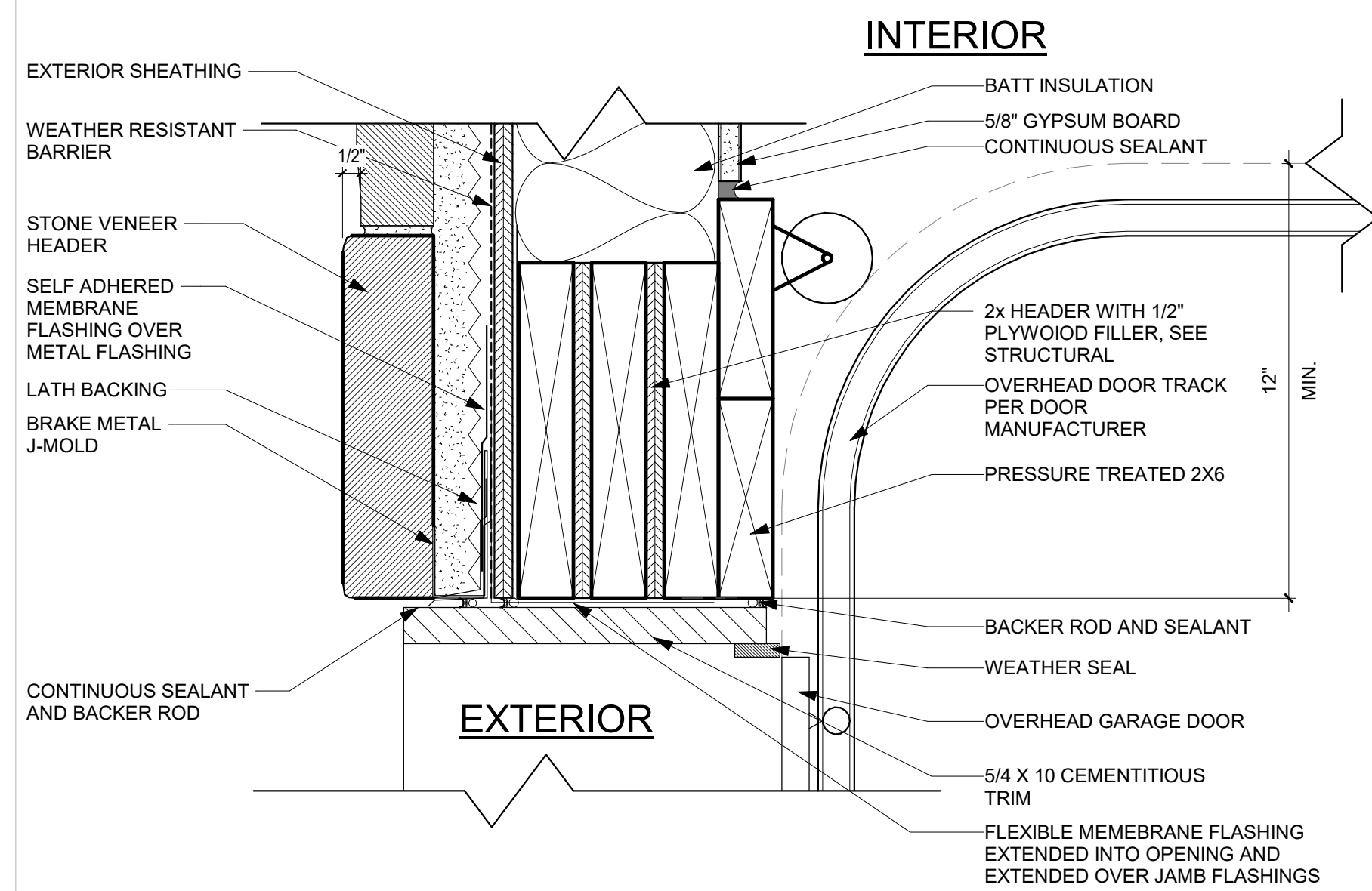
01/13/21  
 THE DRAWING AND ASSOCIATED DOCUMENTS ARE THE SOLE PROPERTY OF DWELL DESIGN STUDIO. ANY REUSE OR REPRODUCTION OF ANY PART OF THIS DRAWING WITHOUT THE WRITTEN PERMISSION OF DWELL DESIGN STUDIO IS STRICTLY PROHIBITED. THIS DRAWING IS TO BE USED ONLY FOR THE PROJECT AND SITE SPECIFICALLY IDENTIFIED THEREIN. NO OTHER USES ARE PERMITTED WITHOUT THE WRITTEN PERMISSION OF DWELL DESIGN STUDIO. THE DIMENSIONS OF WORK ARE TO 1/8" UNLESS OTHERWISE SPECIFIED.

**DOOR HEAD, JAMB AND THRESHOLD DETAILS - ACCESSORY BUILDINGS**

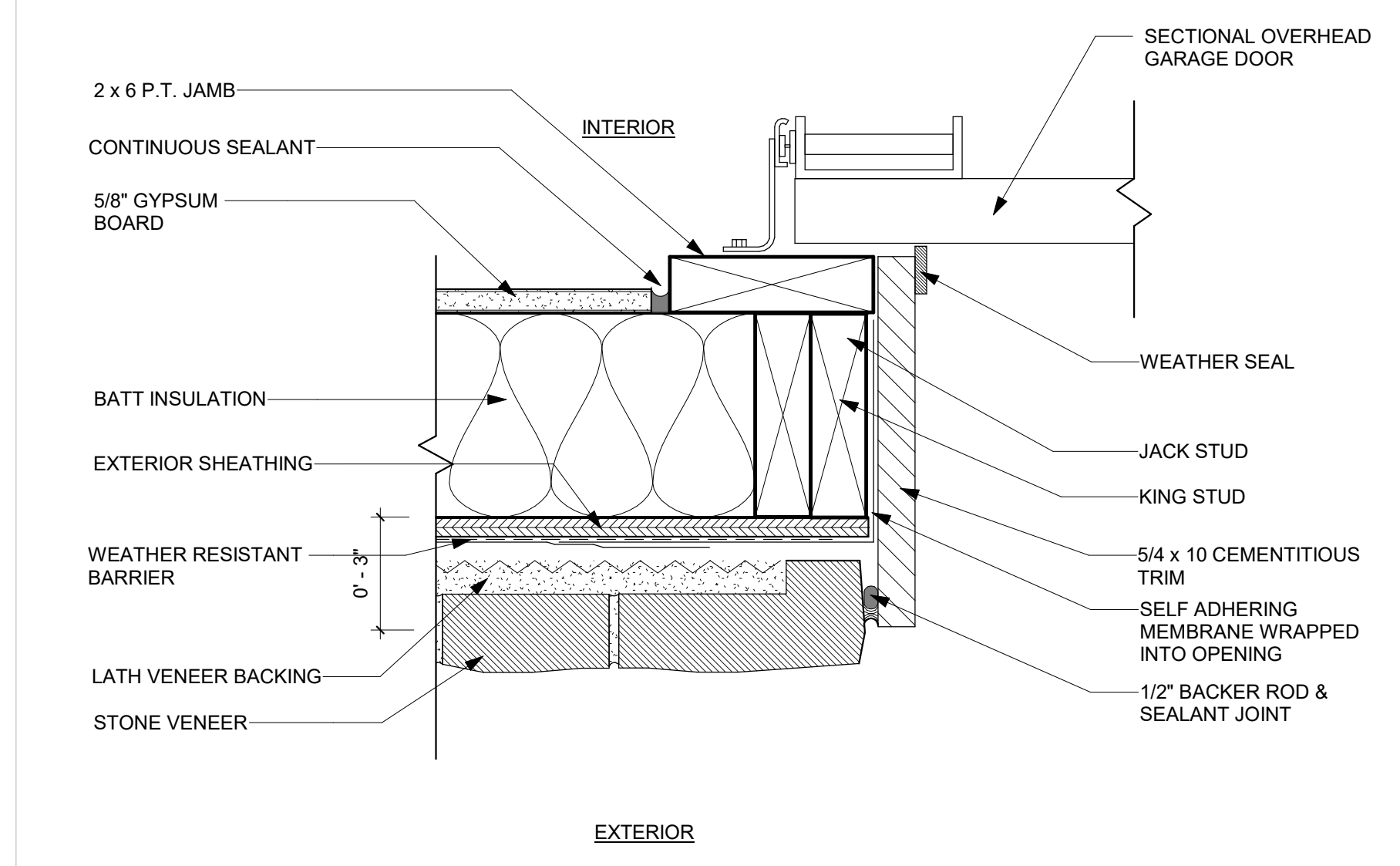
JOB NUMBER: 1827501  
 DRAWN BY: Author  
 CHECKED BY: Checker

**AR7011.1**  
 ISSUE FOR CONSTRUCTION

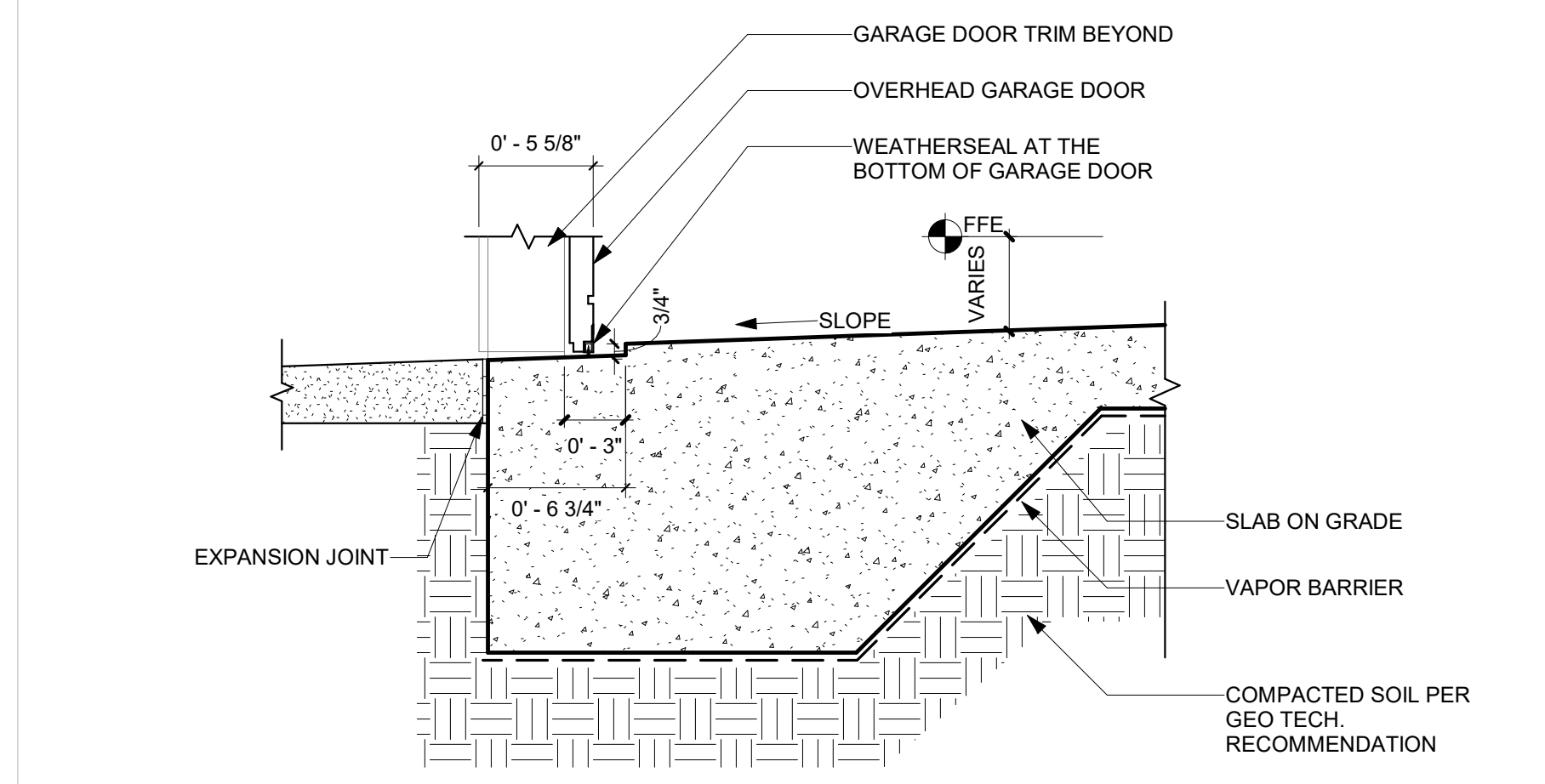
© dwell design studio - ALL RIGHTS RESERVED



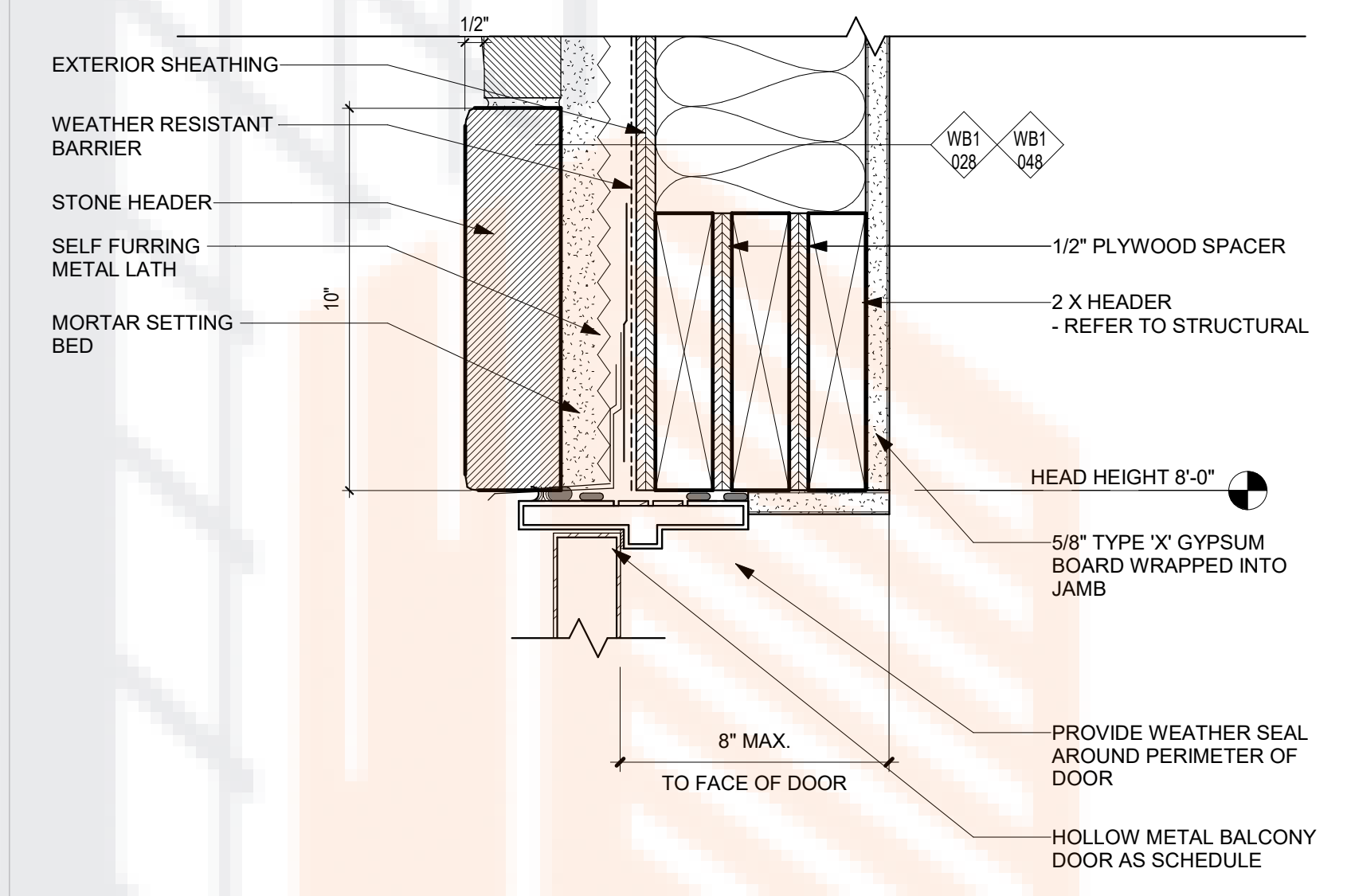
**4 GARAGE DOOR HEAD AT STONE - ACCESSORY BUILDING**  
 3" = 1'-0"



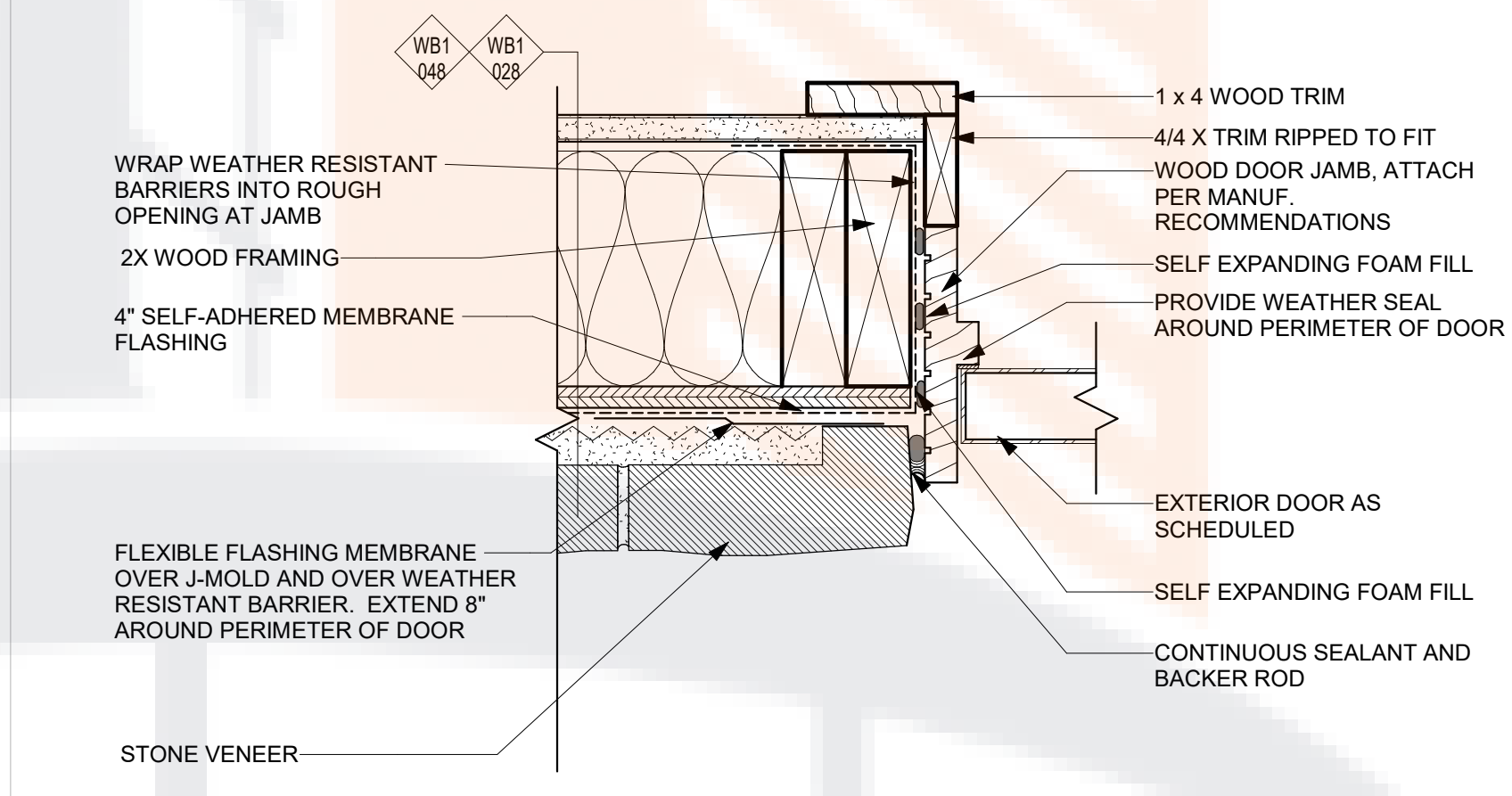
**3 GARAGE DOOR JAMB AT STONE - ACCESSORY BUILDING**  
 3" = 1'-0"



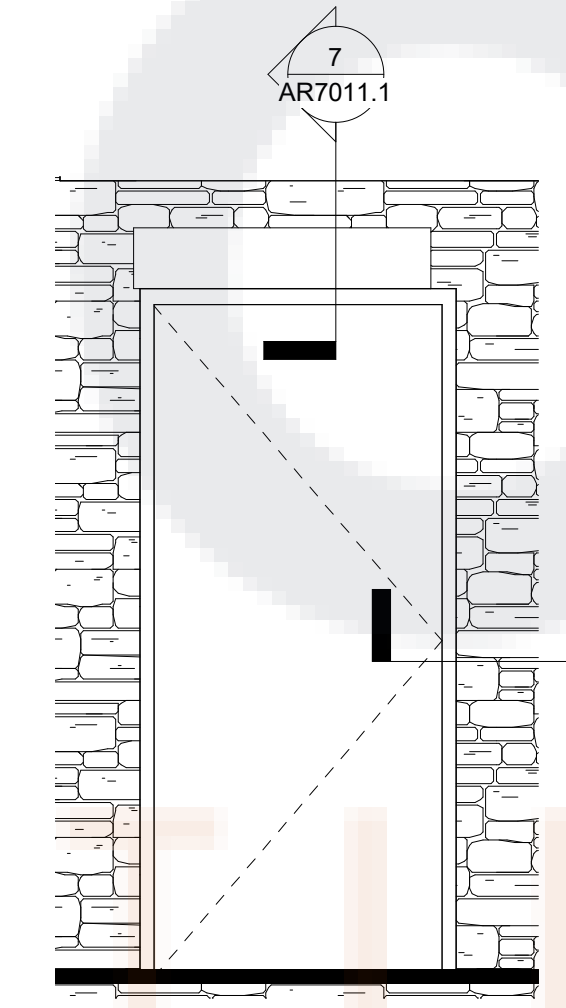
**2 GARAGE DOOR SILL**  
 1 1/2" = 1'-0"



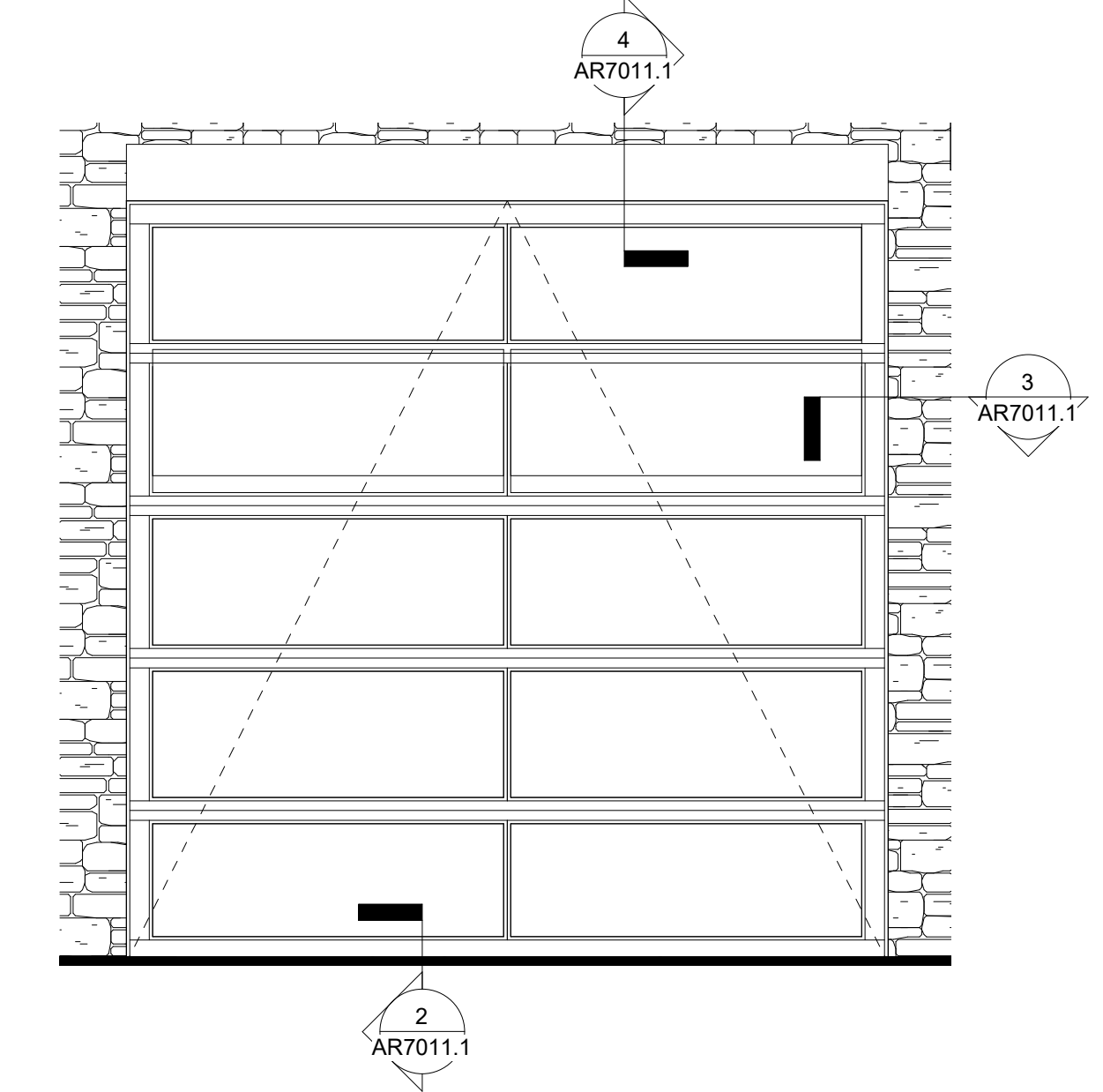
**7 DOOR HEAD AT STONE VENEER**  
 3" = 1'-0"



**6 DOOR JAMB AT STONE VENEER**  
 3" = 1'-0"



**5 DOOR ELEVATION AT STONE VENEER**  
 1/2" = 1'-0"




**1 GARAGE DOOR ELEVATION AT STONE VENEER**  
 1/2" = 1'-0"



ISSUE	DATE	DESCRIPTION	INCLUDED
08/16/2019		SCHEMATIC DESIGN	X
09/02/2019		DESIGN DEVELOPMENT	X
10/02/2019		PERMITS	X
11/13/2019		REV 1 - PERMITS	X
01/07/2021		REV 1 - PERMITS COMMENTS	X
08/16/2021		REV 2 - PERMITS COMMENTS	X
10/27/2021		REV 3 - PERMITS COMMENTS	X
11/02/2021		ISSUED FOR CONSTRUCTION	

REVISION	DATE	DESCRIPTION	REV



01/13/21

FIELD NOTES:  
THESE DRAWINGS ARE ASSUMED TO BE ACCURATE AND THE DESIGNER'S RESPONSIBILITY TO VERIFY THE ACCURACY OF ALL INFORMATION PROVIDED TO HIM OR HER BY OTHER PROFESSIONALS OR SOURCES. THE DESIGNER SHALL BE RESPONSIBLE FOR OBTAINING ALL NECESSARY PERMITS AND FOR VERIFYING THE ACCURACY OF ALL INFORMATION PROVIDED TO HIM OR HER BY OTHER PROFESSIONALS OR SOURCES. THE DESIGNER SHALL BE RESPONSIBLE FOR OBTAINING ALL NECESSARY PERMITS AND FOR VERIFYING THE ACCURACY OF ALL INFORMATION PROVIDED TO HIM OR HER BY OTHER PROFESSIONALS OR SOURCES.

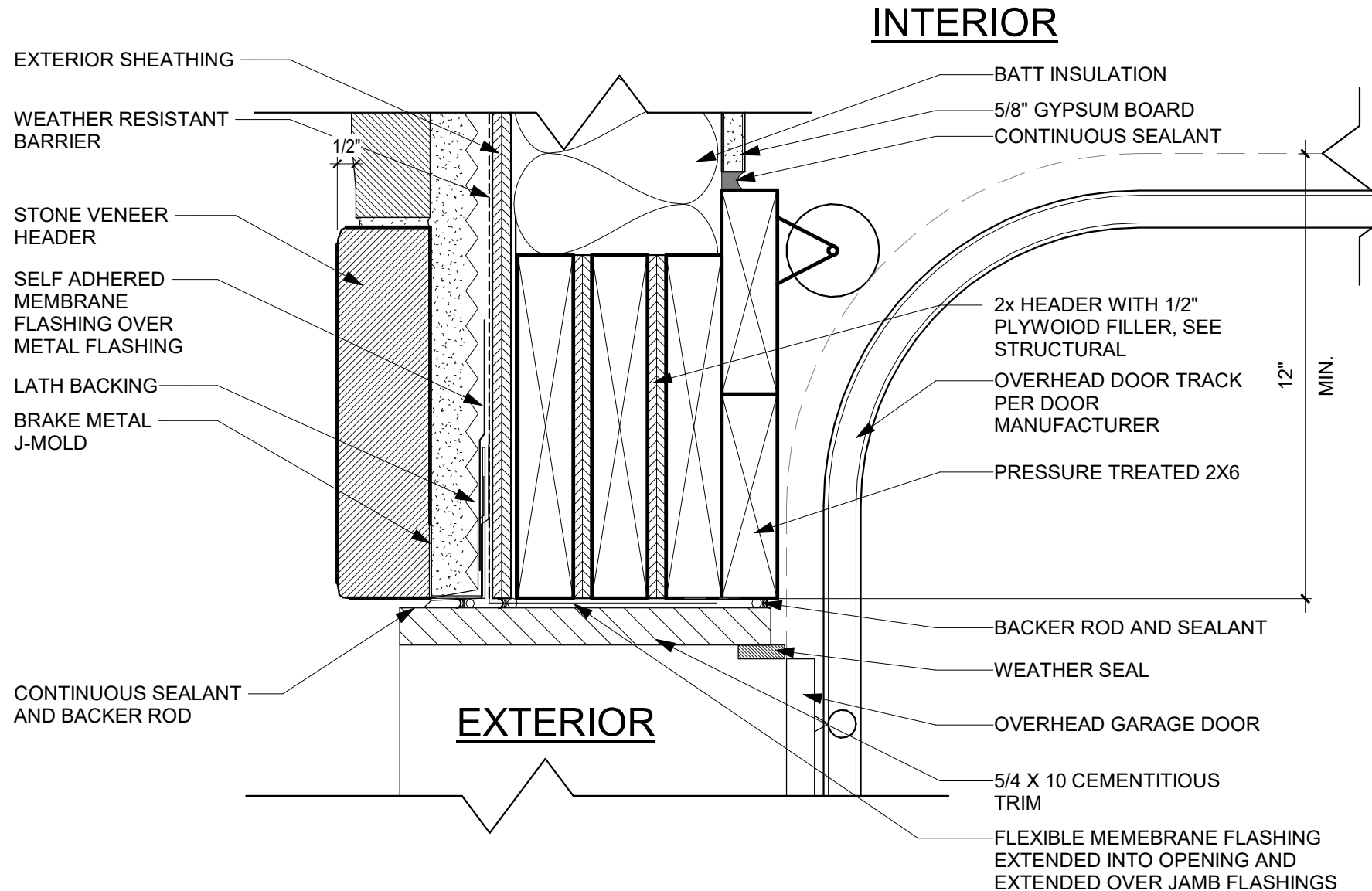
DOOR HEAD, JAMB AND THRESHOLD DETAILS

JOB NUMBER: 1827501

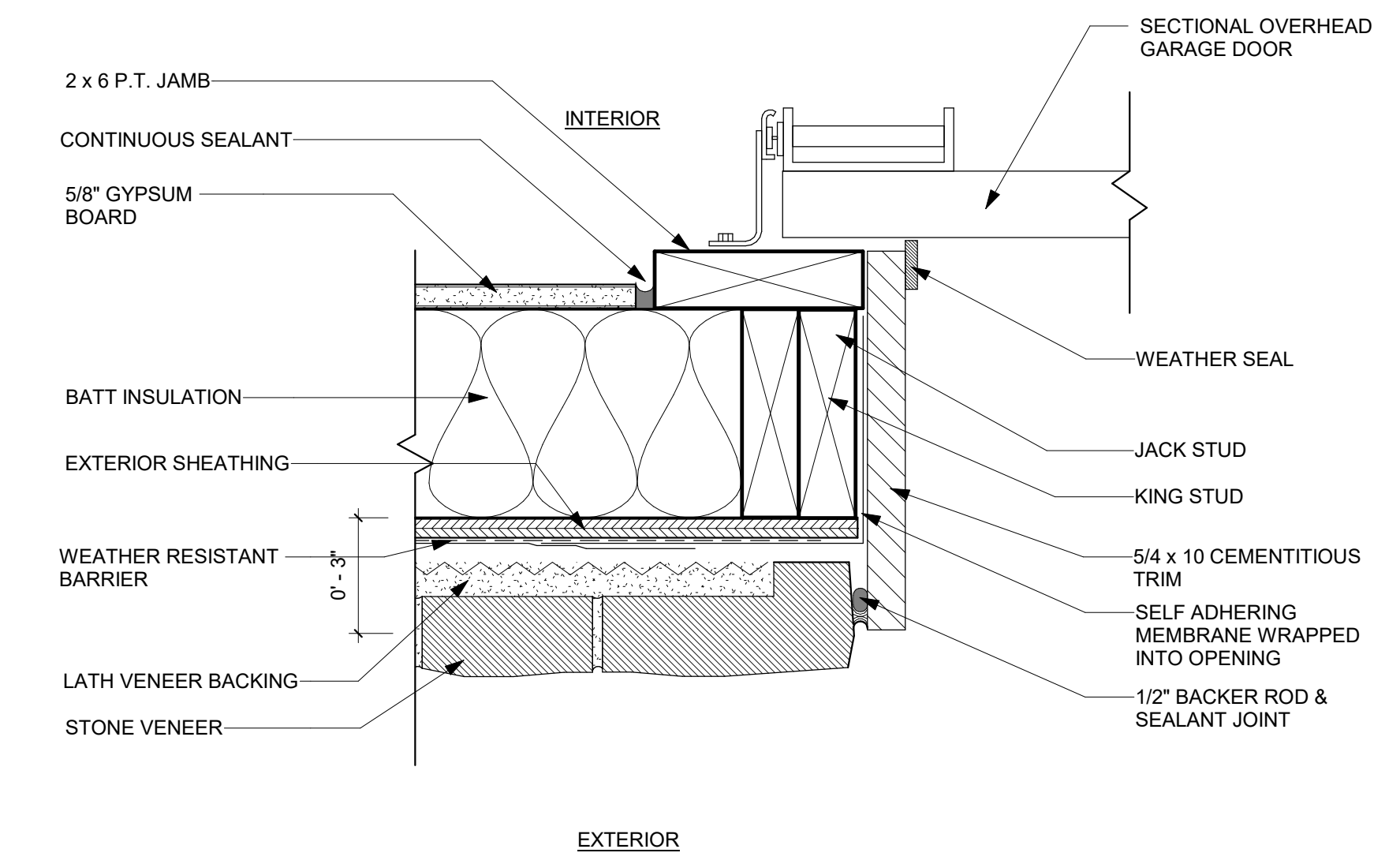
DRAWN BY: Author  
CHECKED BY: Checker

AR7011  
ISSUE FOR CONSTRUCTION

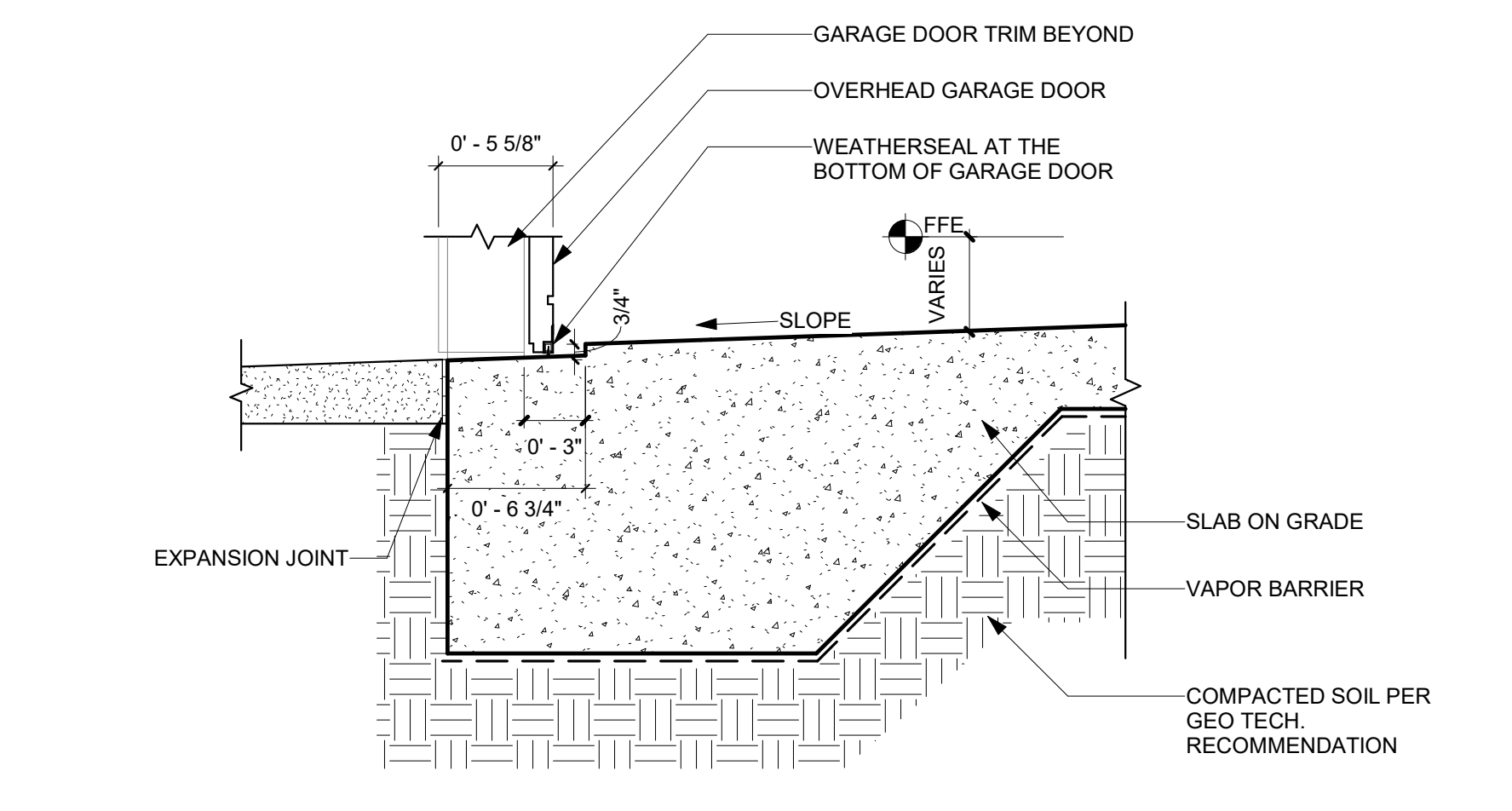
© dwell design studio - ALL RIGHTS RESERVED



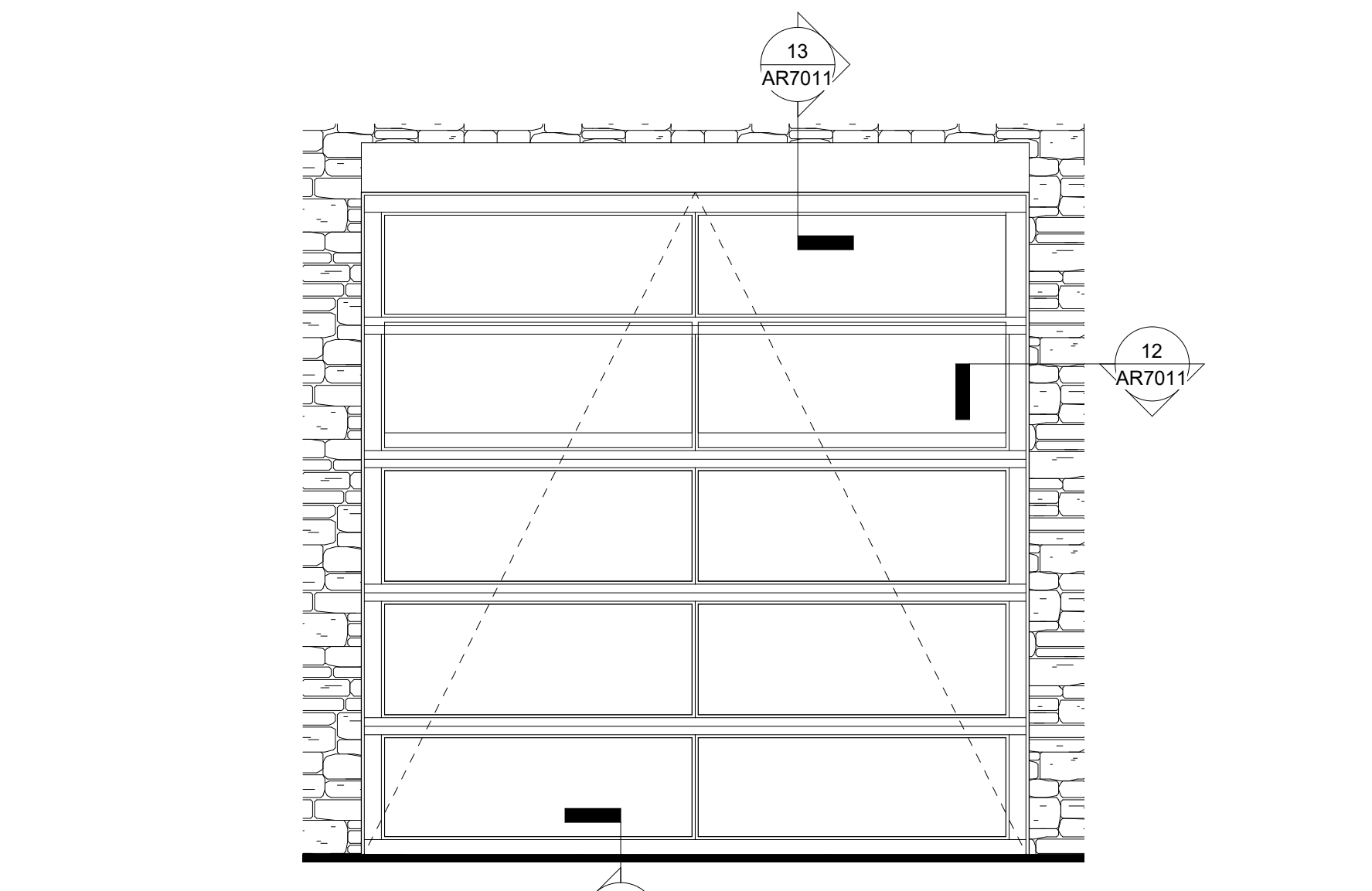
13 GARAGE DOOR HEAD AT STONE  
3" = 1'-0"



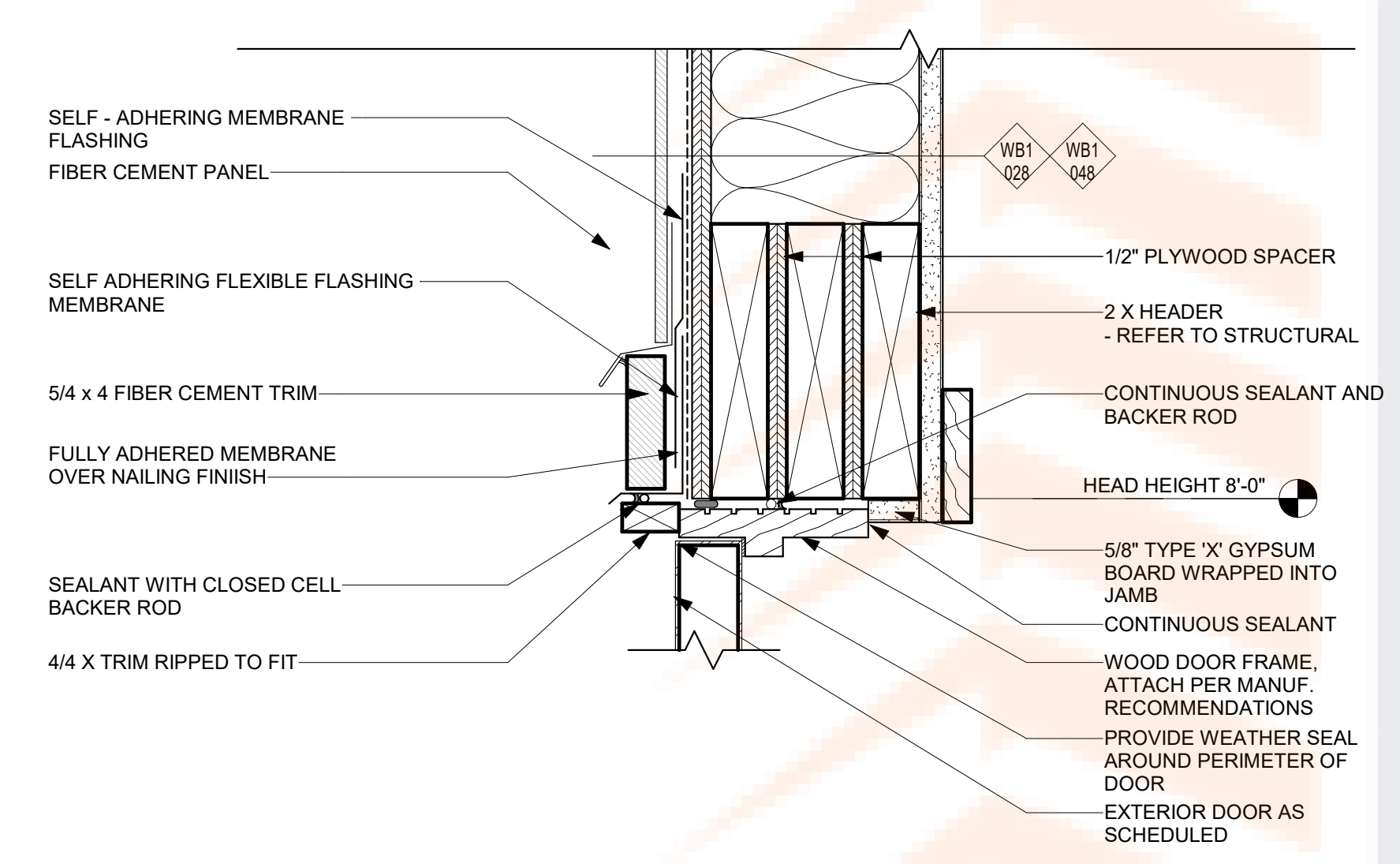
12 GARAGE DOOR JAMB AT STONE  
3" = 1'-0"



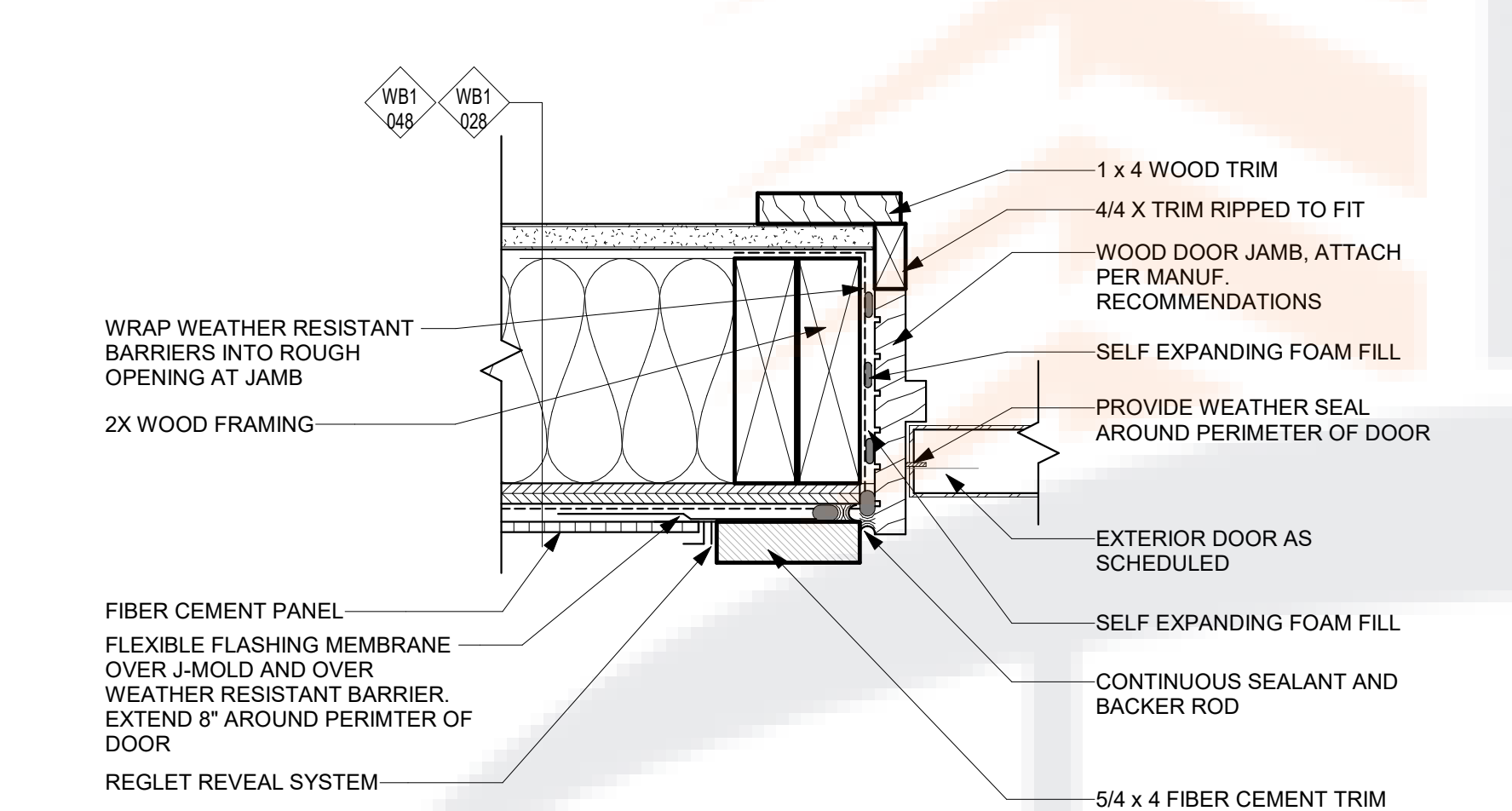
11 GARAGE DOOR SILL  
1 1/2" = 1'-0"



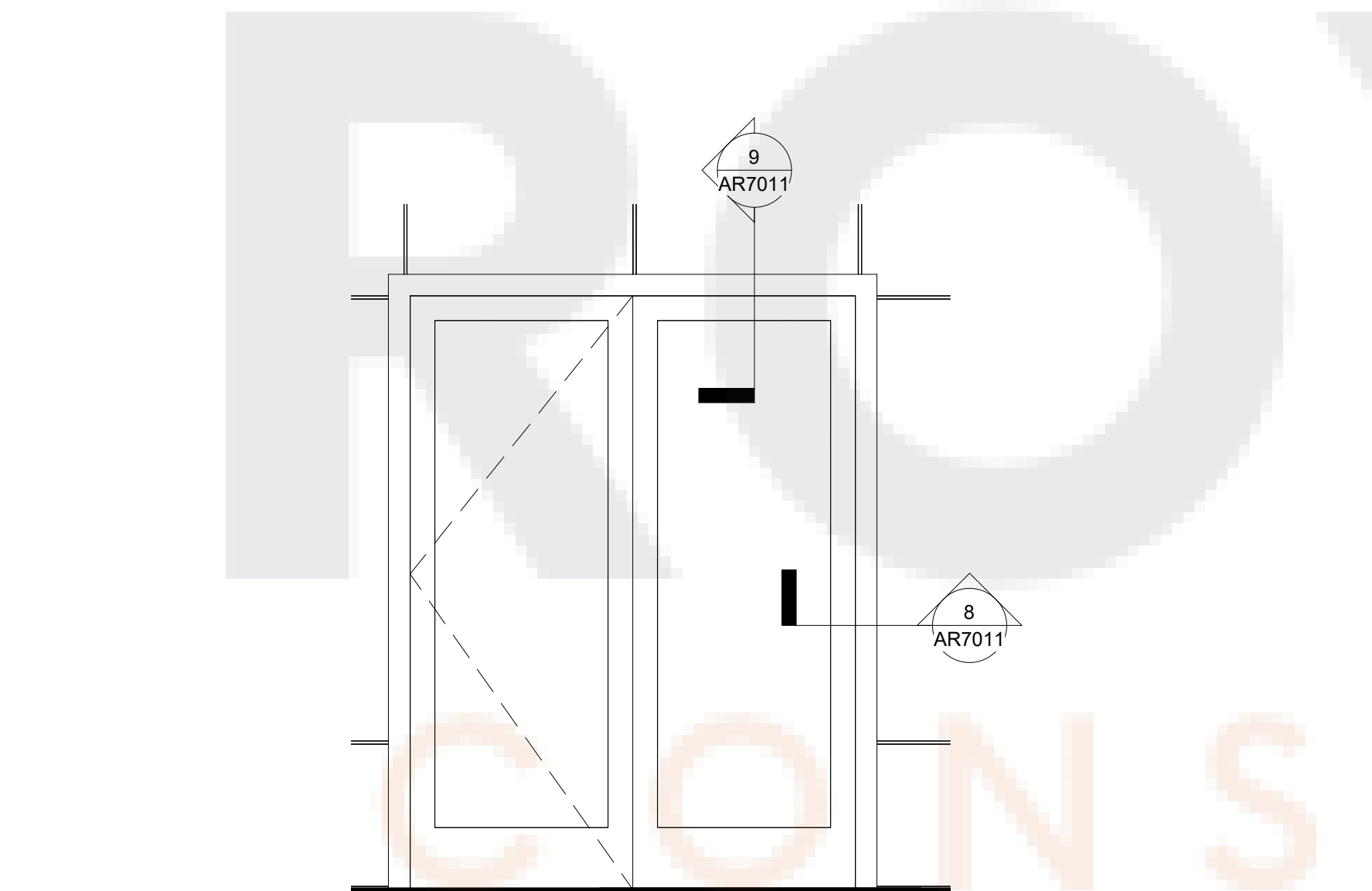
10 GARAGE DOOR ELEVATION AT STONE VENEER  
1/2" = 1'-0"



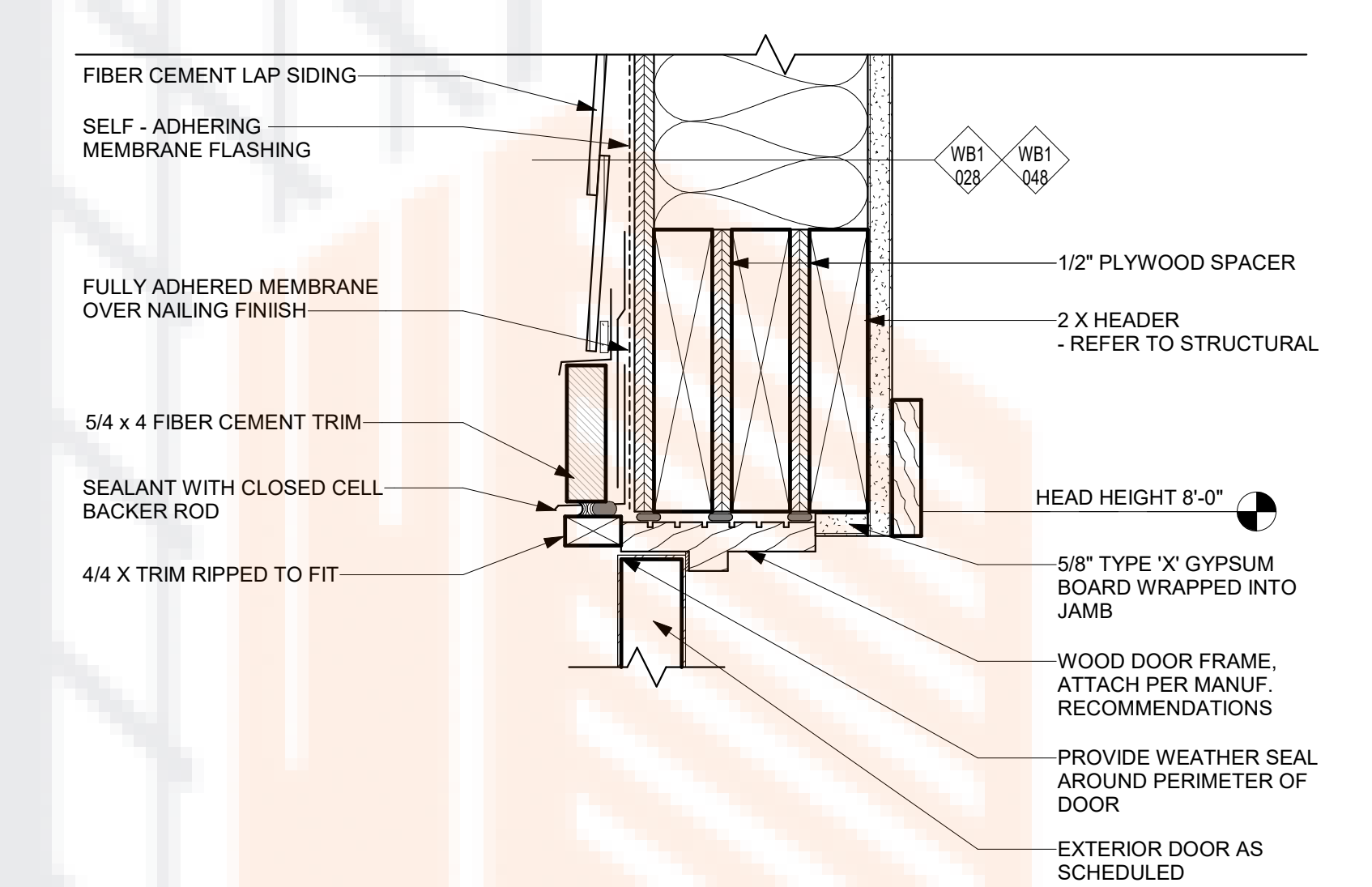
9 DOOR HEAD AT CEMENTITIOUS PANEL  
3" = 1'-0"



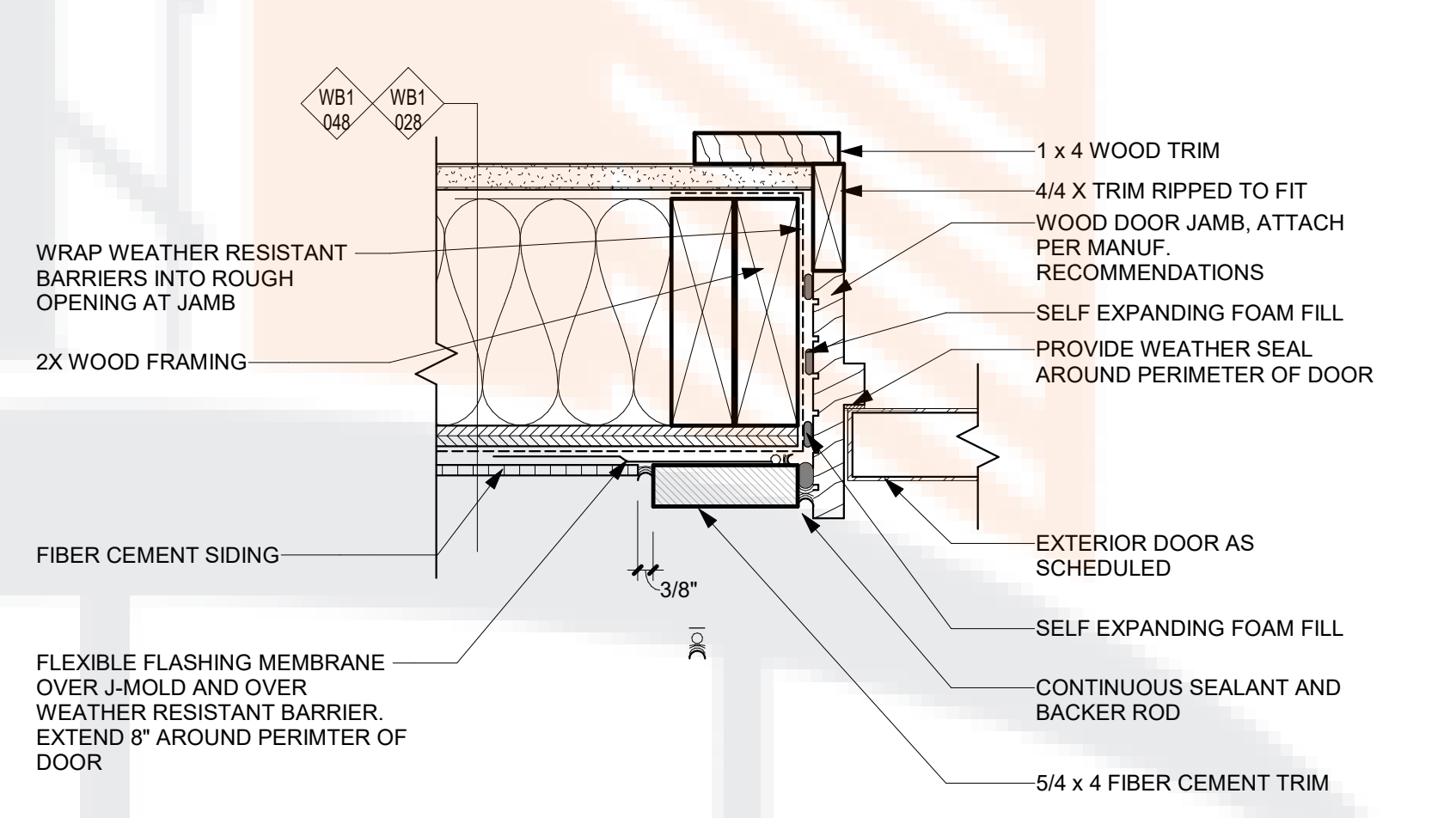
8 DOOR JAMB AT CEMENTITIOUS PANEL  
3" = 1'-0"



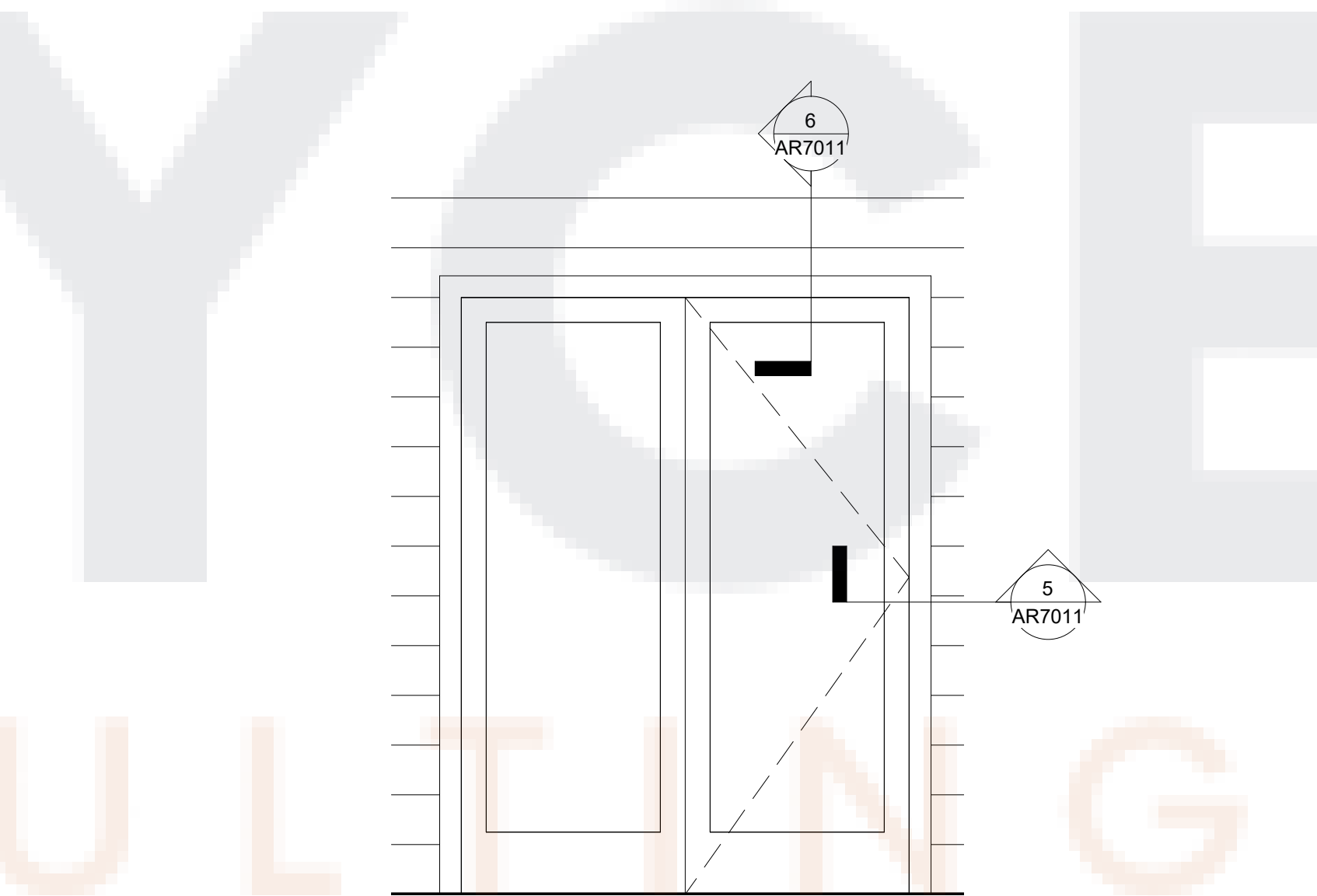
7 DOOR ELEVATION AT CEMENTITIOUS PANEL  
1/2" = 1'-0"



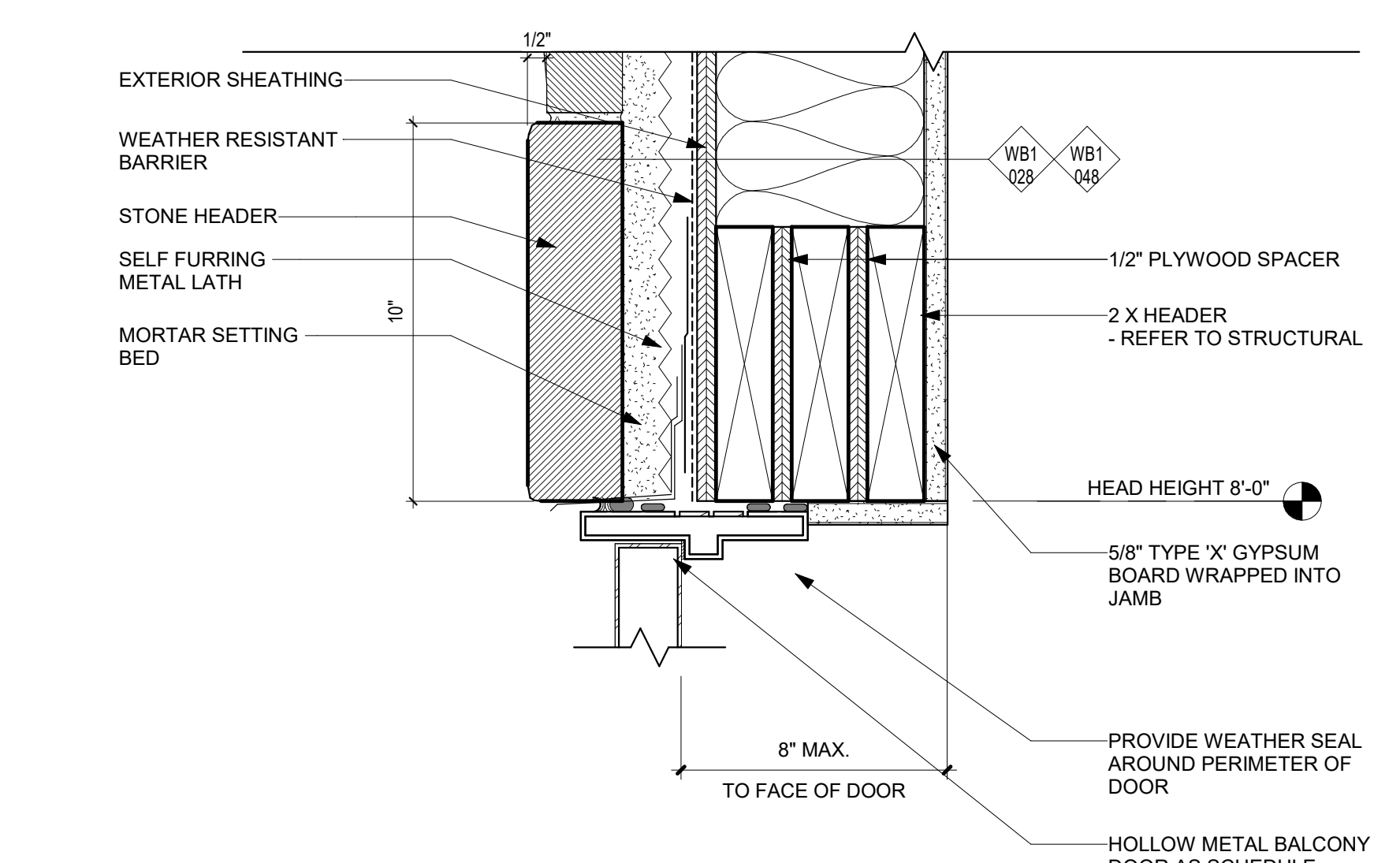
6 DOOR HEAD AT CEMENTITIOUS LAP SIDING  
3" = 1'-0"



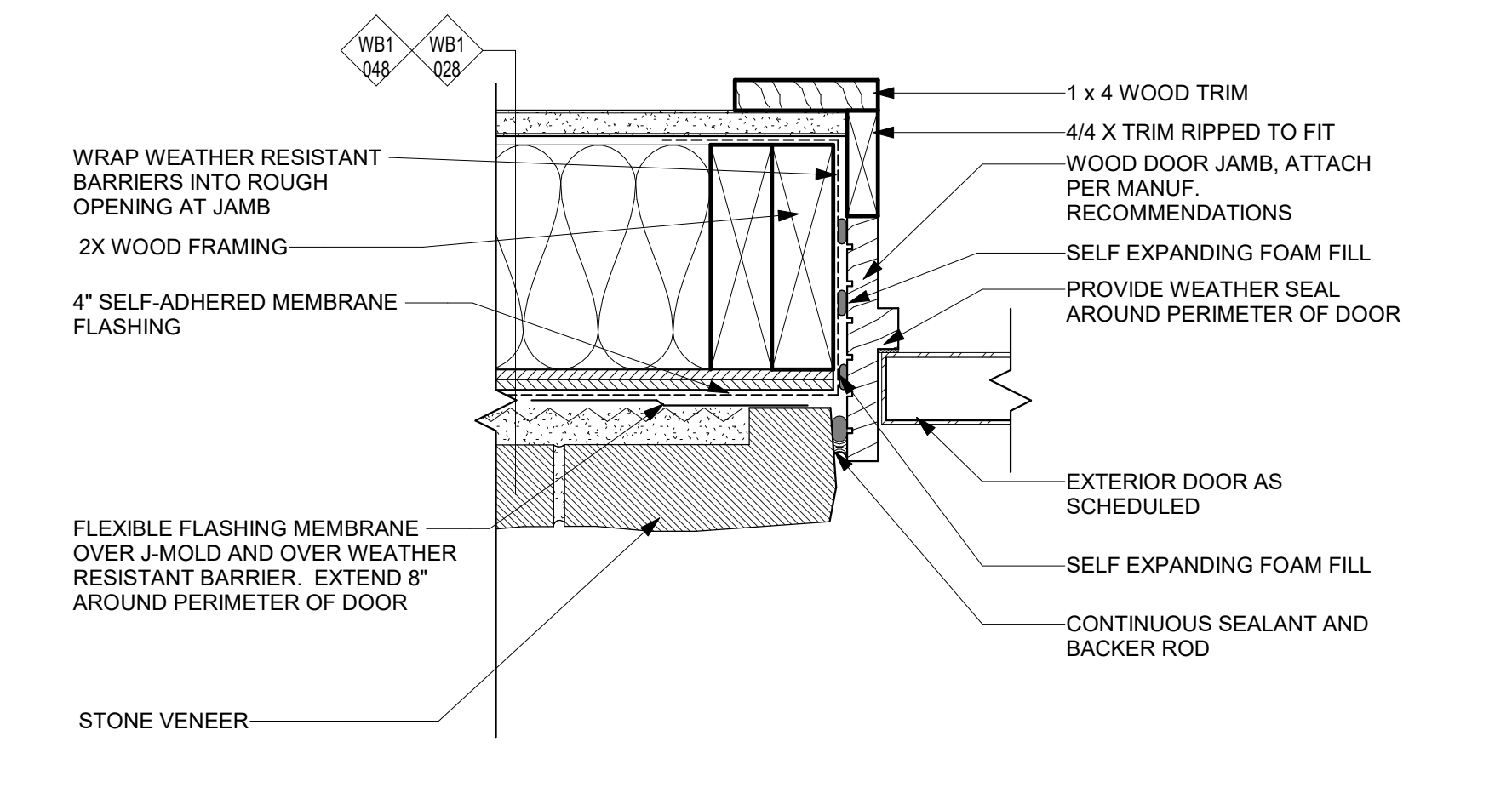
5 DOOR JAMB AT CEMENTITIOUS LAP SIDING  
3" = 1'-0"



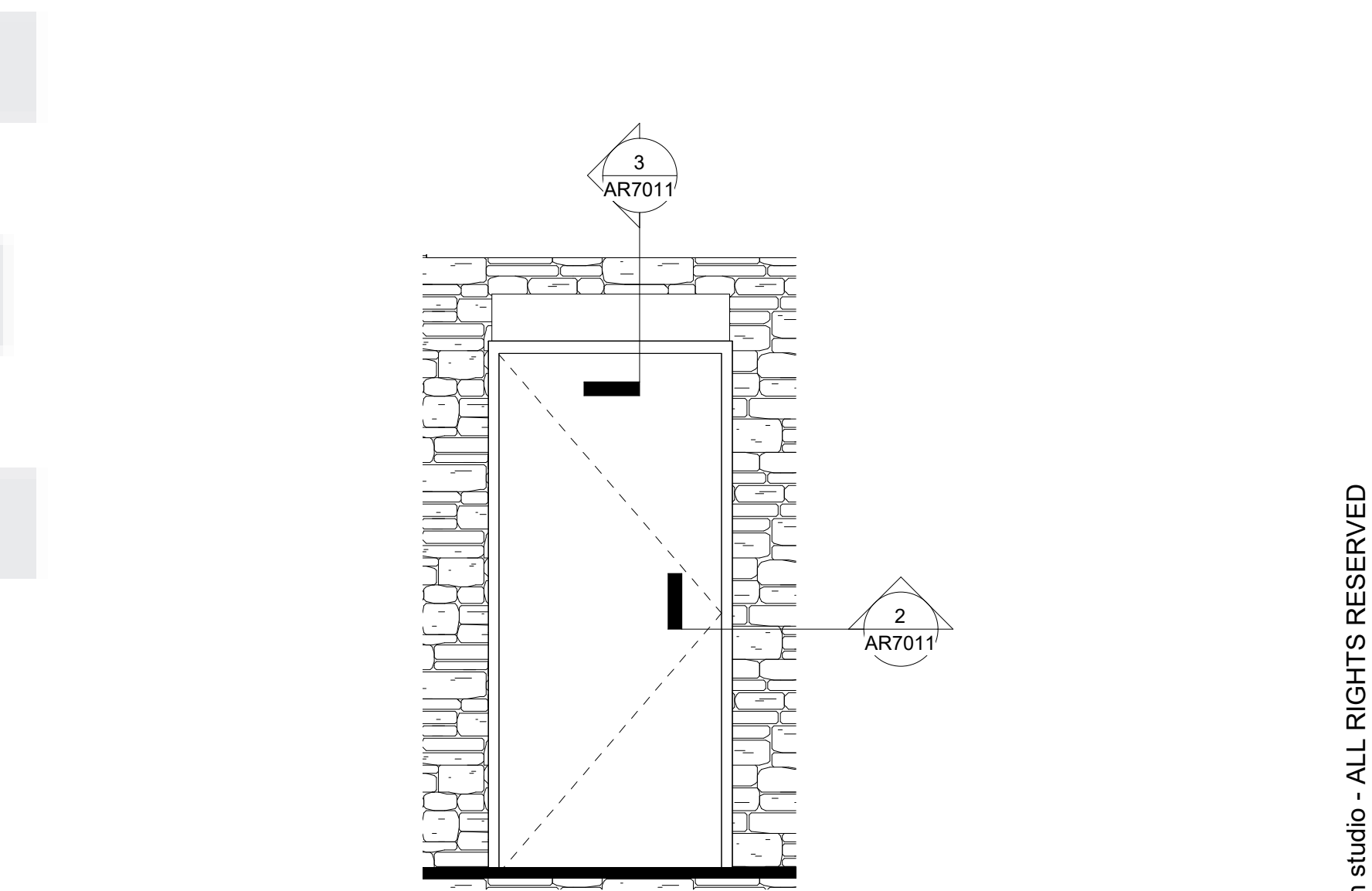
4 DOOR ELEVATION AT CEMENTITIOUS LAP SIDING  
1/2" = 1'-0"



3 DOOR HEAD AT STONE VENEER  
3" = 1'-0"



2 DOOR JAMB AT STONE VENEER  
3" = 1'-0"



1 DOOR ELEVATION AT STONE VENEER  
1/2" = 1'-0"

1/23/2021 6:48:28 PM P:\2018\1827501\_Crowne - Rio Vista, Co Springs\07\_Miscellaneous\Permitting-BUILDING-3000-400\Crowne-RioVista\_R18\_Arch\_details\3000-4000.rvt



ISSUE	DATE	DESCRIPTION	INCLUDED
09/05/2019		SCHEMATIC DESIGN	
09/25/2019		DESIGN DEVELOPMENT	
10/02/2019		PERMIT SET	X
01/15/2021		REV 1 - PERMIT COMMENTS	X
06/04/2021		REV 2 - PERMIT COMMENTS	X
10/27/2021		REV 3 - PERMIT COMMENTS	X
11/23/2021		ISSUED FOR CONSTRUCTION	

REVISION	DATE	DESCRIPTION	REV



01/13/21

THIS DRAWING AND ASSOCIATED DOCUMENTS ARE THE SOLE PROPERTY OF DWELL DESIGN STUDIO, AND ANY REUSE OR REPRODUCTION OF ANY PART OF THIS DRAWING WITHOUT THE WRITTEN PERMISSION OF DWELL DESIGN STUDIO IS STRICTLY PROHIBITED. ANY REUSE OR REPRODUCTION OF ANY PART OF THIS DRAWING WITHOUT THE WRITTEN PERMISSION OF DWELL DESIGN STUDIO IS STRICTLY PROHIBITED. ANY REUSE OR REPRODUCTION OF ANY PART OF THIS DRAWING WITHOUT THE WRITTEN PERMISSION OF DWELL DESIGN STUDIO IS STRICTLY PROHIBITED.

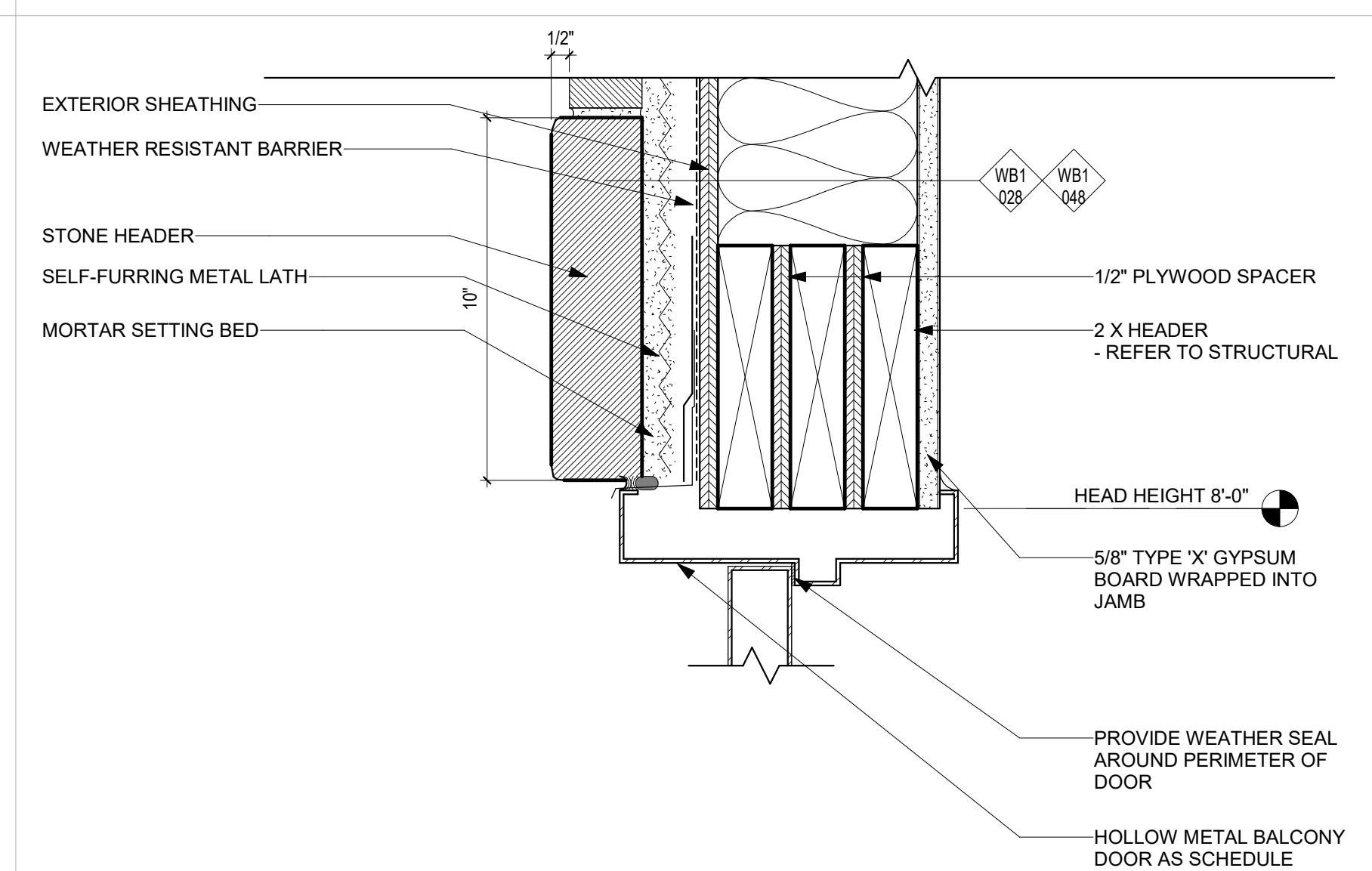
**DOOR HEAD, JAMB AND THRESHOLD DETAILS**

JOB NUMBER: 1827501

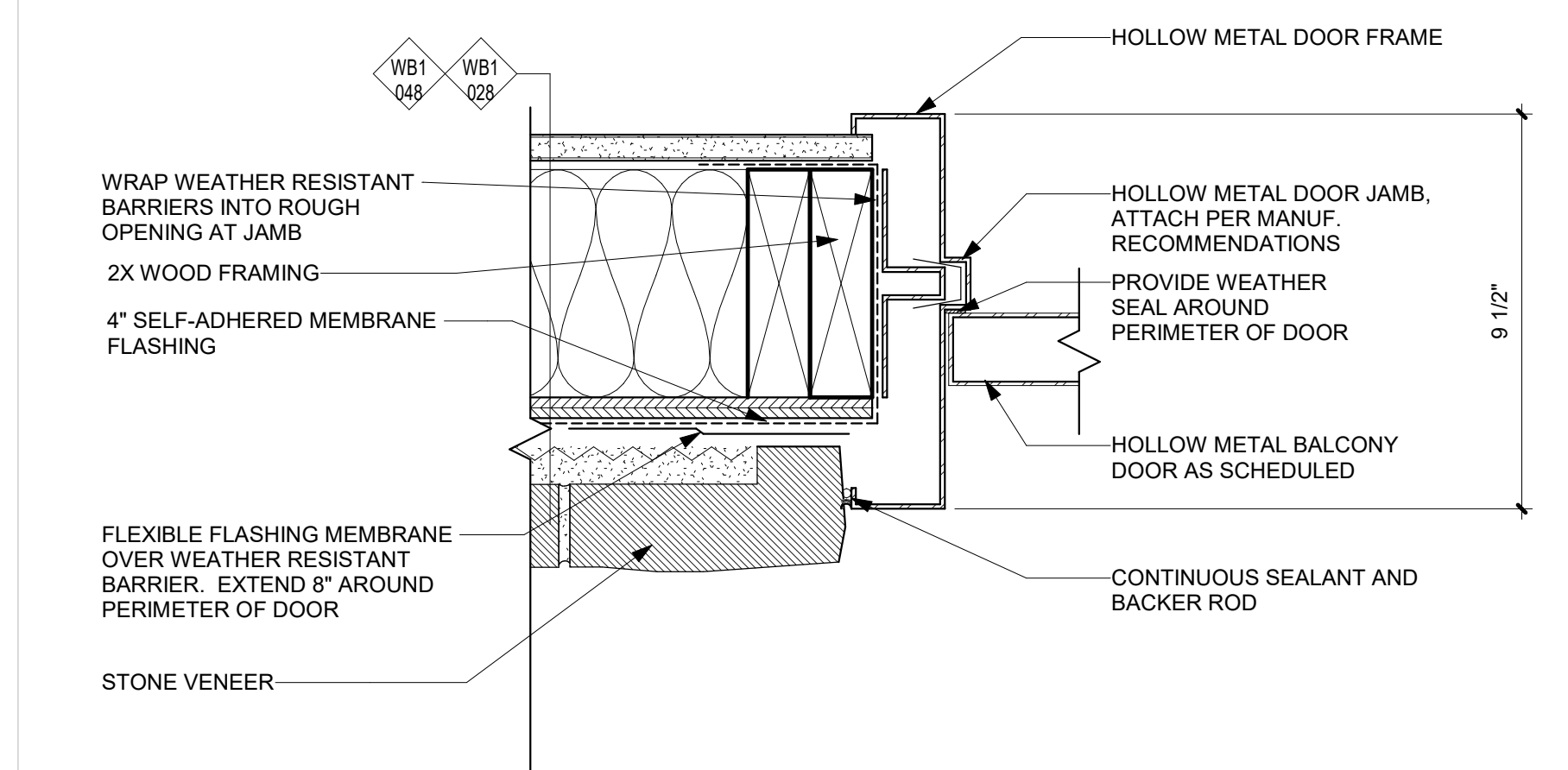
DRAWN BY: Author  
 CHECKED BY: Checker

**AR7012**  
 ISSUE FOR CONSTRUCTION

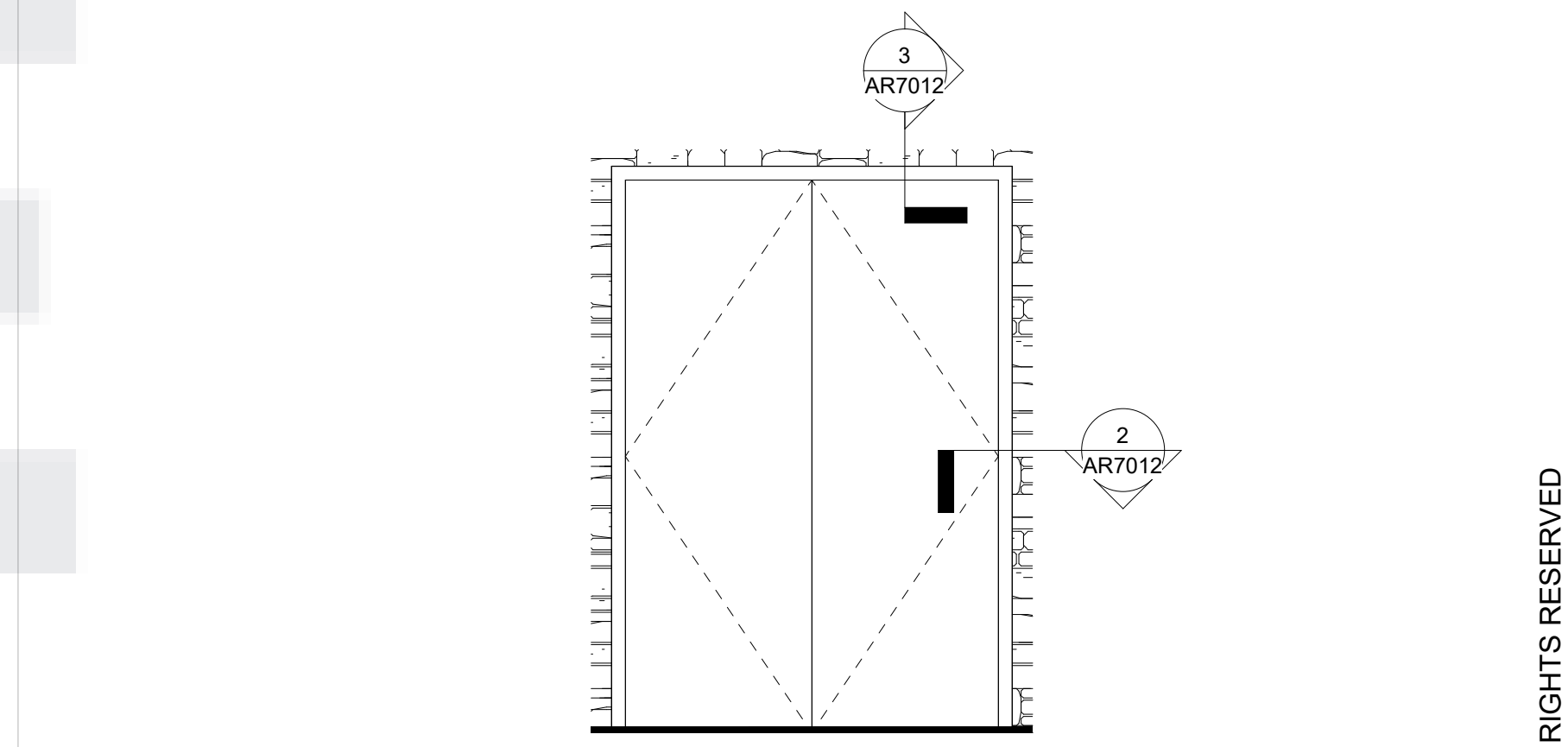
© dwell design studio - ALL RIGHTS RESERVED



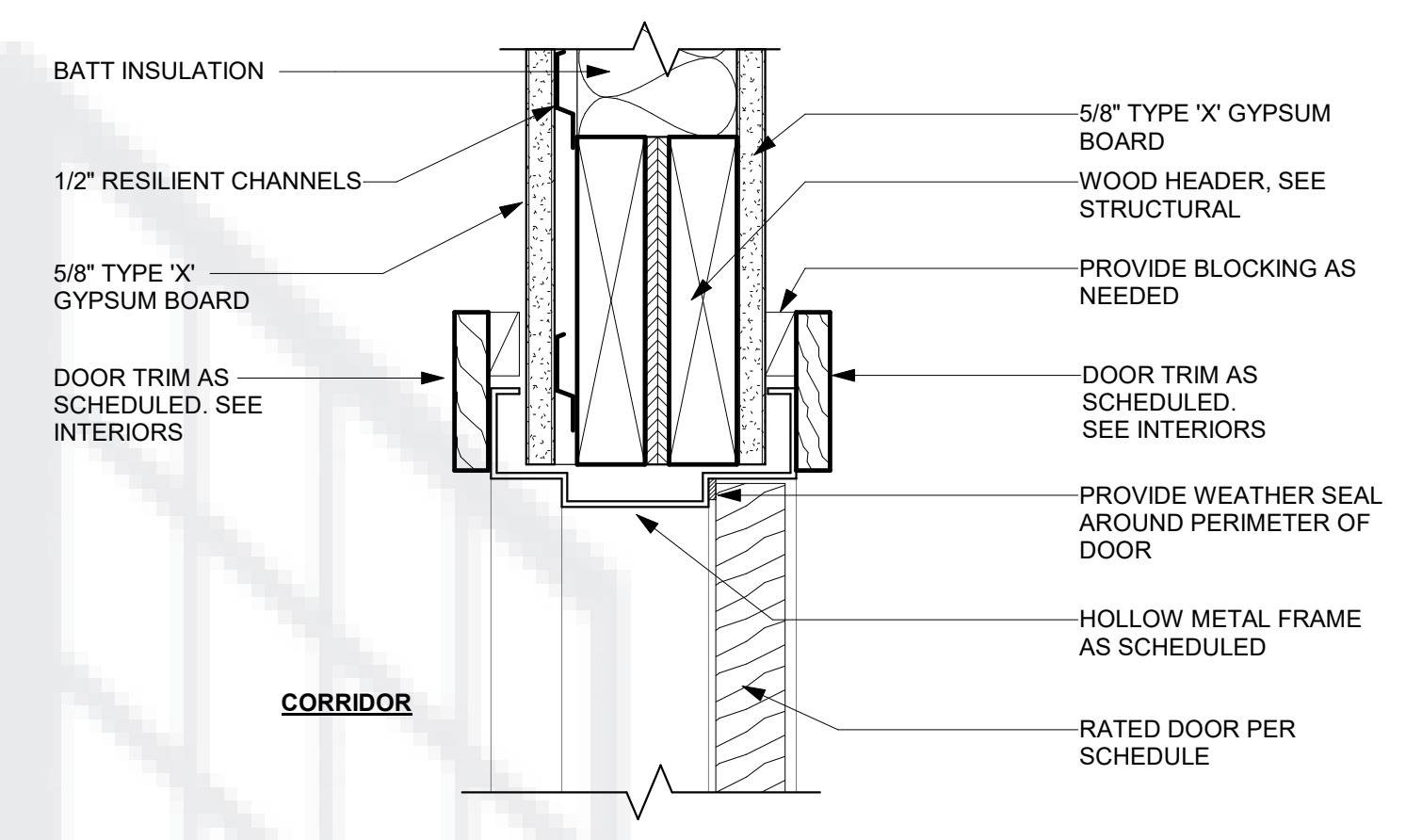
**3 METAL DOOR HEAD AT STONE VENEER**  
 3" = 1'-0"



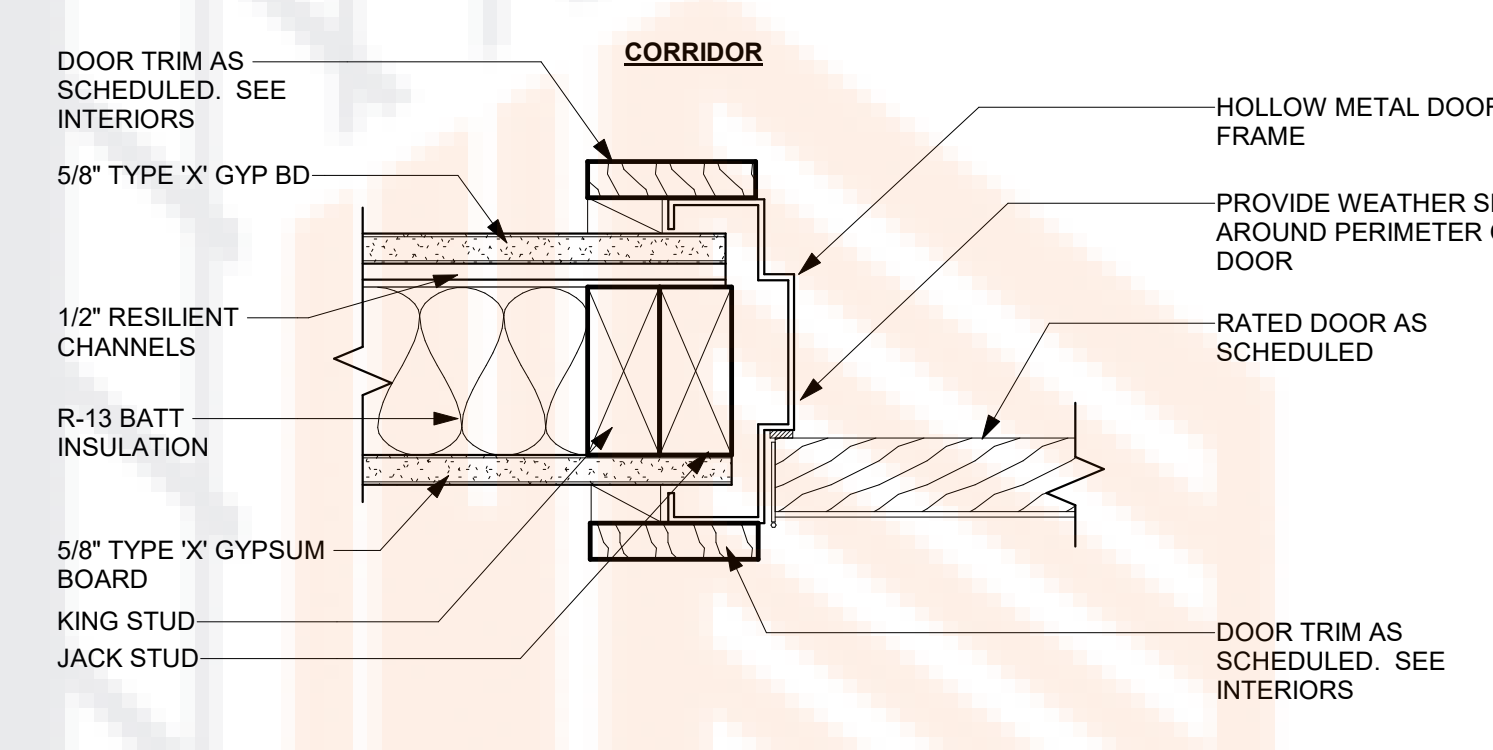
**2 METAL DOOR JAMB AT STONE VENEER**  
 3" = 1'-0"



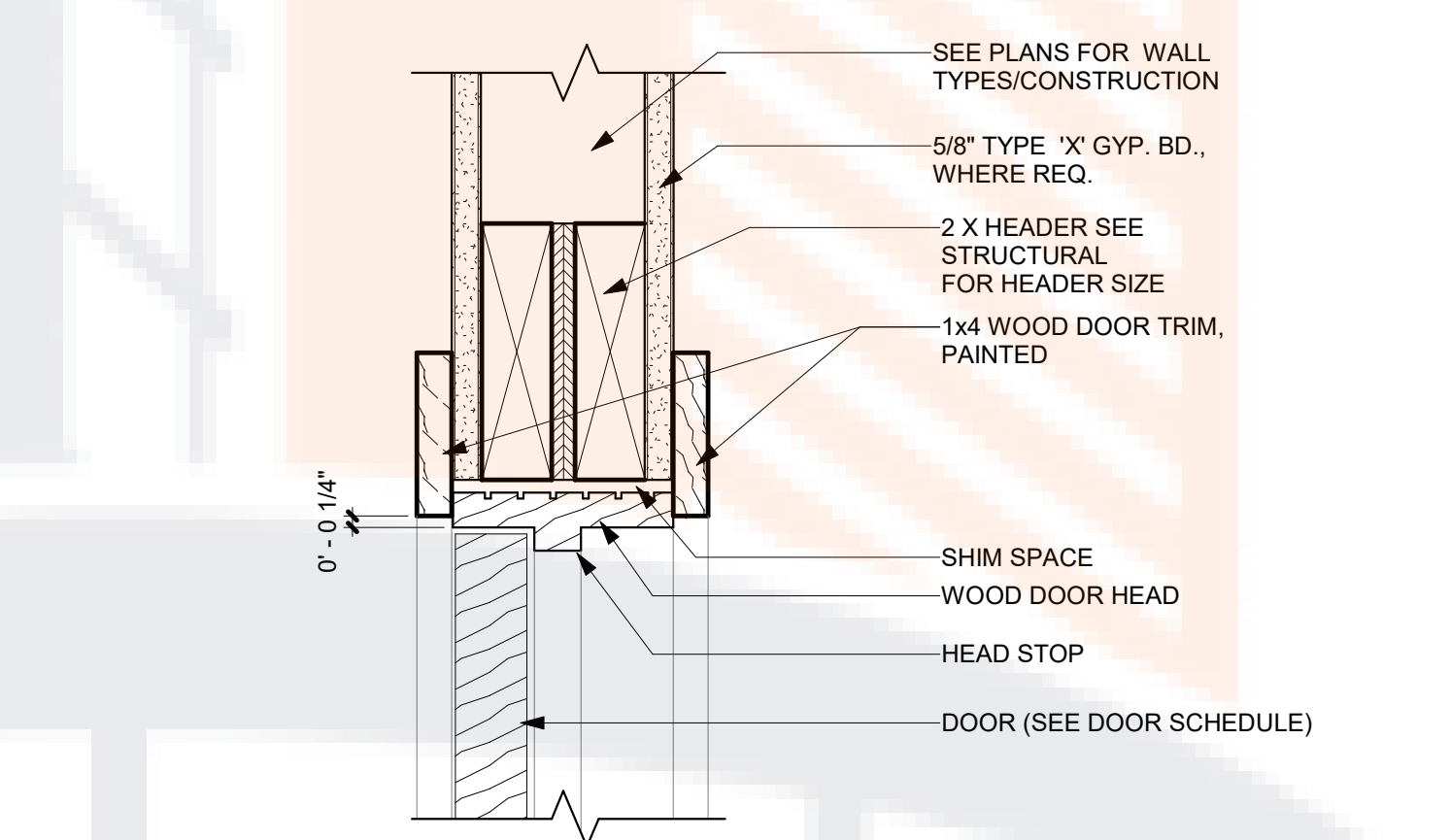
**1 MECHANICAL ROOM DOOR ELEVATION AT STONE VENEER**  
 1/2" = 1'-0"



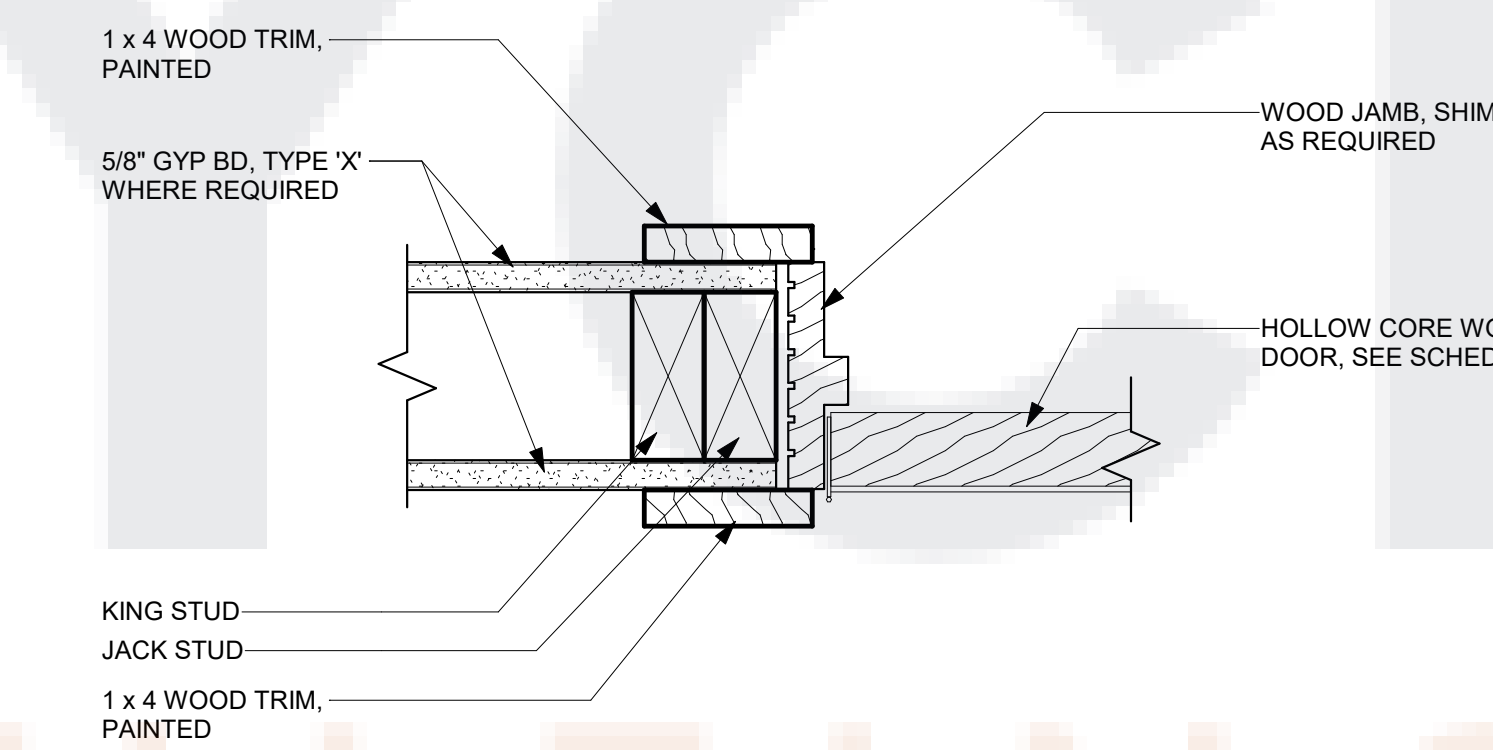
**7 DOOR HEAD AT CORRIDOR**  
 3" = 1'-0"



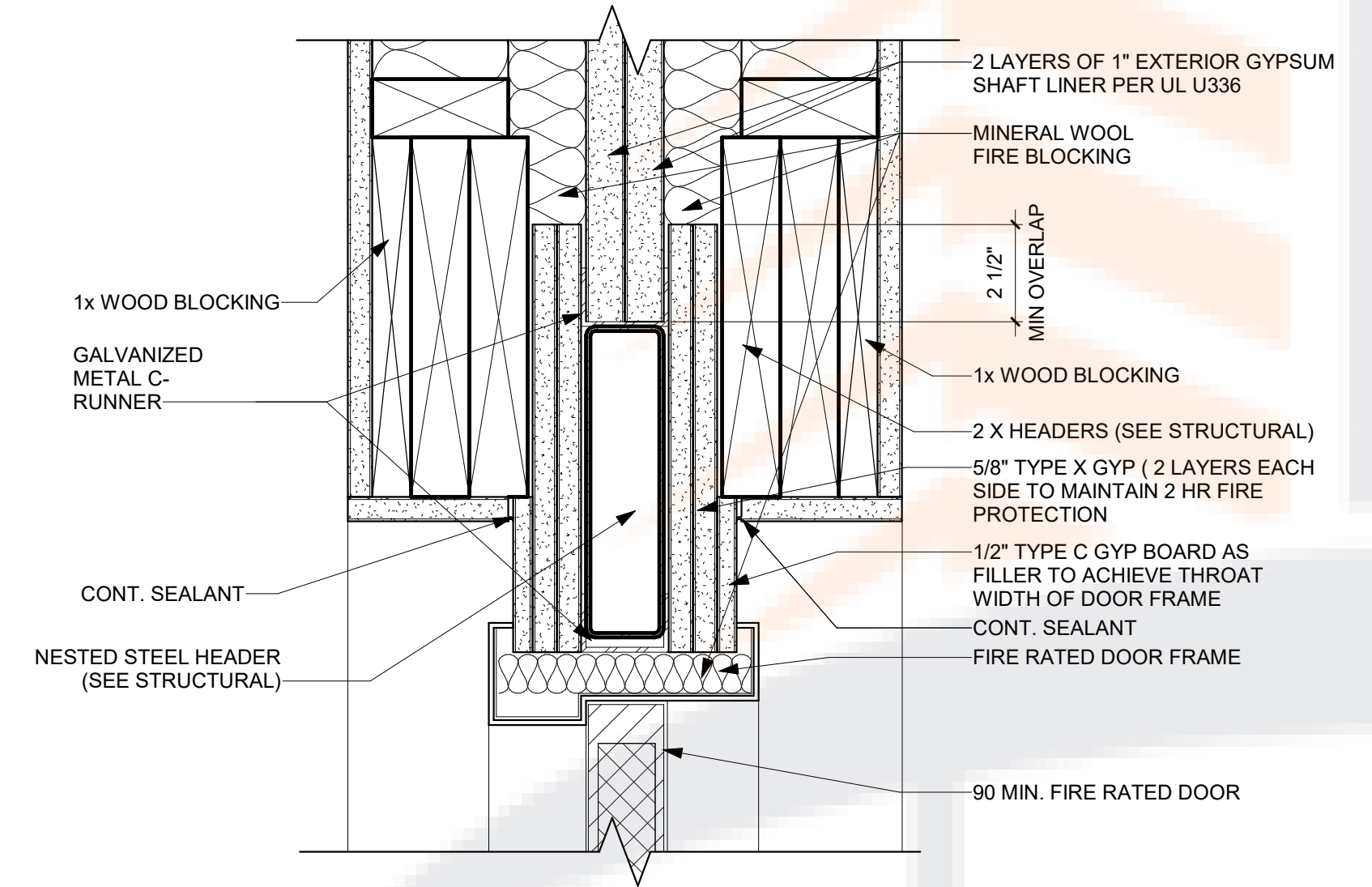
**6 DOOR JAMB AT CORRIDOR**  
 3" = 1'-0"



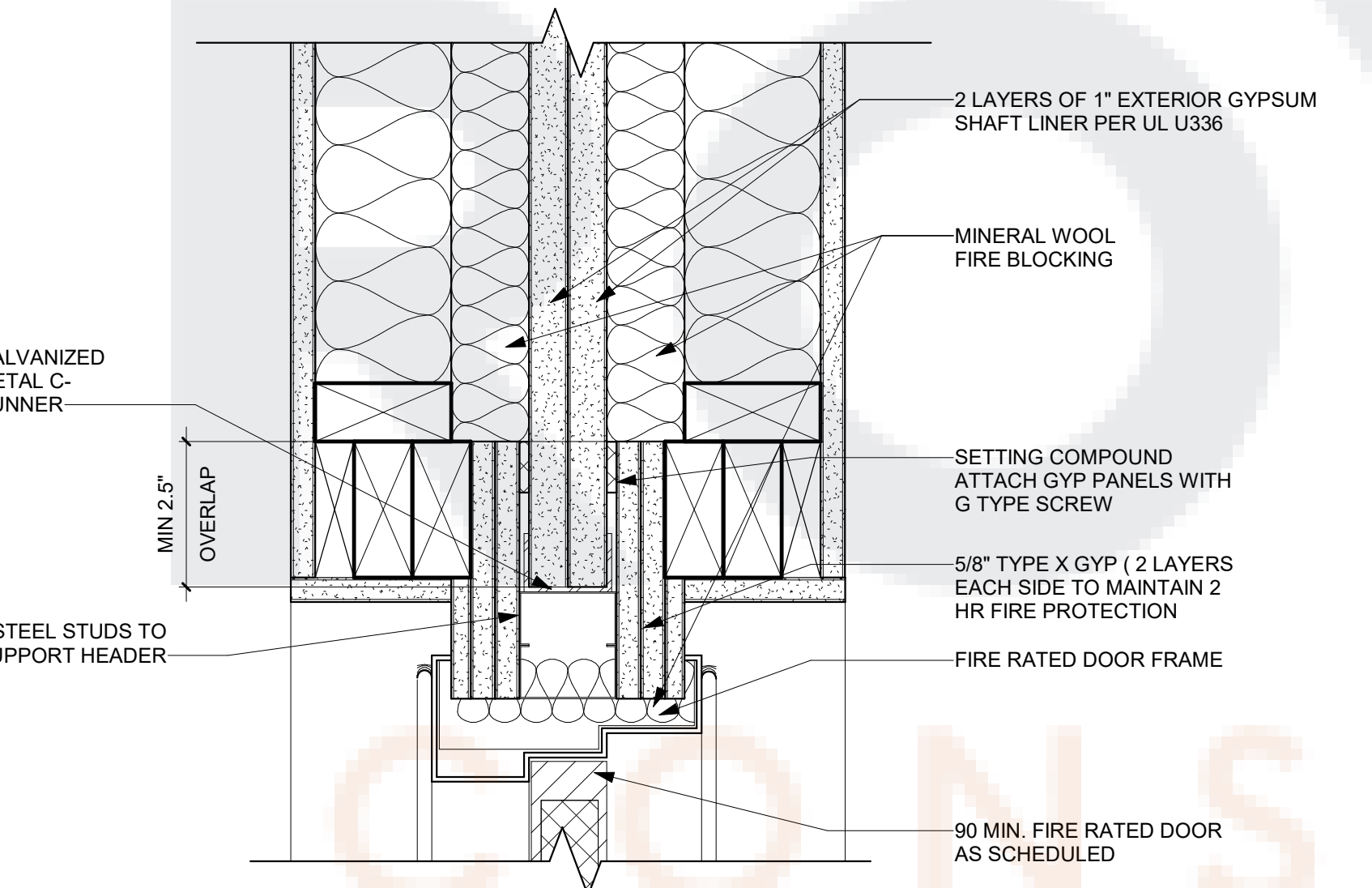
**5 INTERIOR DOOR HEAD**  
 3" = 1'-0"



**4 INTERIOR DOOR JAMB**  
 3" = 1'-0"



**9 90 MIN DOOR HEAD DETAIL AT FIRE WALL**  
 3" = 1'-0"



**8 90 MIN DOOR JAMB DETAIL AT FIRE WALL**  
 3" = 1'-0"

1/23/2021 6:08:33 PM P:\2018\1827501\_Crowne - Rio Vista, Co Springs\07\_Milestones\Permitting\BUILDING\3000-4000\Crowne-RioVista\_R18\_Arch\_detached\_3000-4000.rvt